

◆How to use the digital ticket (example) ※A mobile device with internet access is required.

Step1

< Confirmation email >



< Voucher >



Please tap the button below the QR code of the voucher attached to the confirmation email.

Step2



Atami 1-day Pass | Adult (Age 12 & up)
[For Supplier] 熱海1日券 | 大人 (12歳以上)
X 1
(Valid period after used: 1 days (until 23:59:59 on the last day, local time))

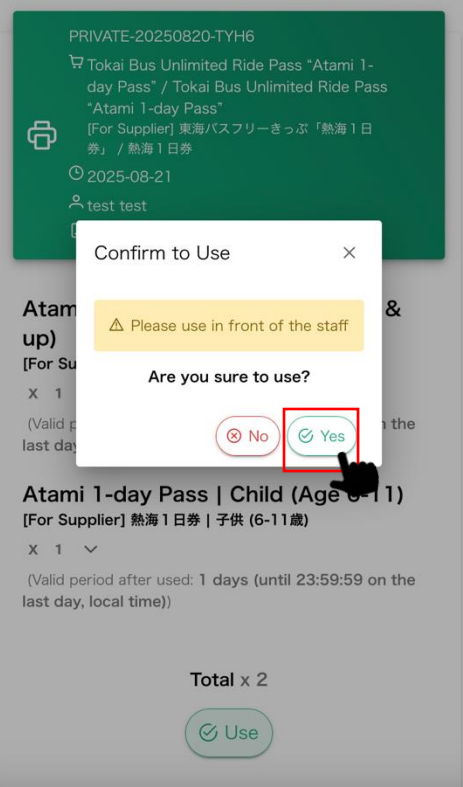
Atami 1-day Pass | Child (Age 6-11)
[For Supplier] 熱海1日券 | 子供 (6-11歳)
X 1
(Valid period after used: 1 days (until 23:59:59 on the last day, local time))

Total x 2



Please tap the "Use" button.

Step3



Please tap the "Yes" button to start using the ticket.
※Please tap "Yes" in front of the driver.

Step4



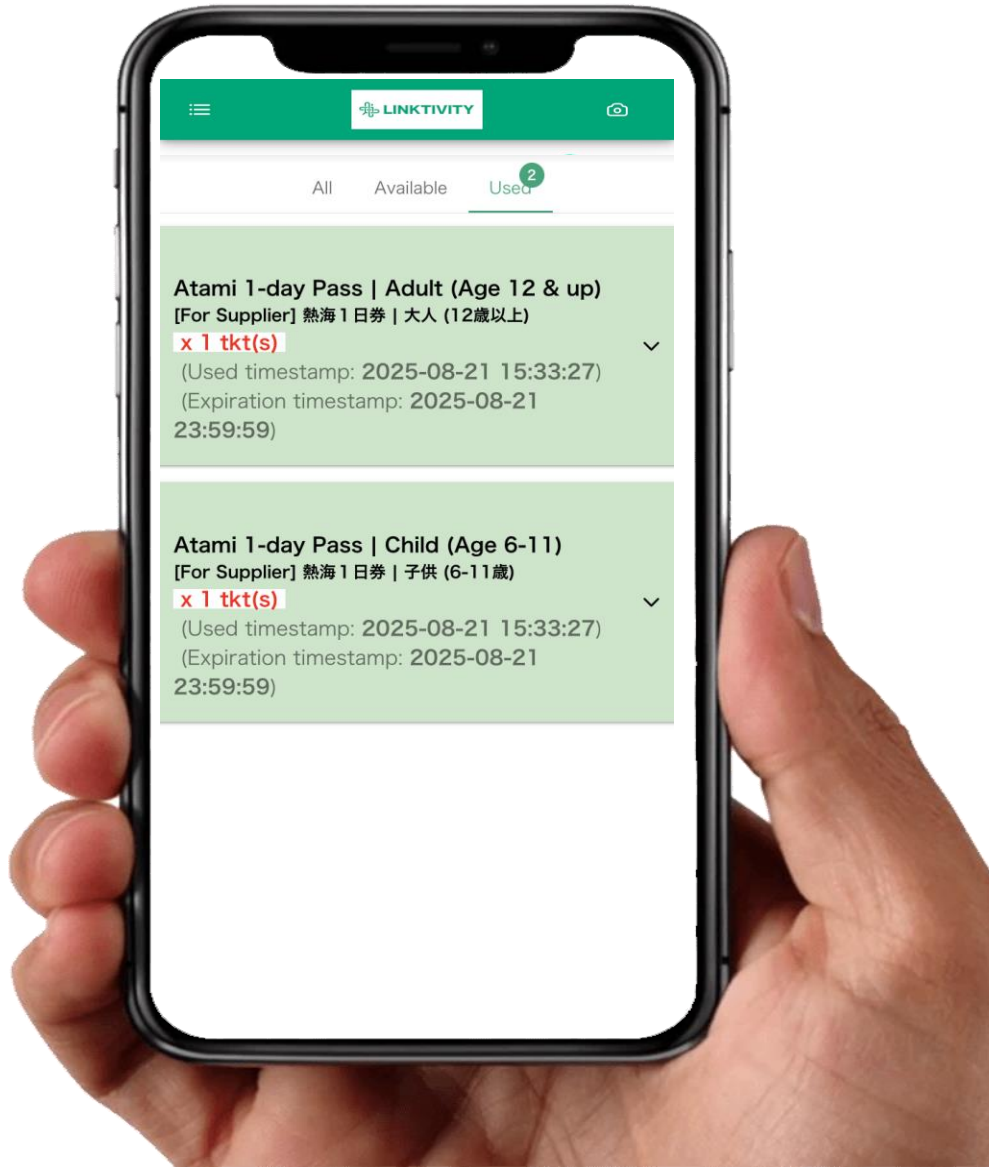
Please present the screen to the driver when getting on and off the bus.

When the ticket expires



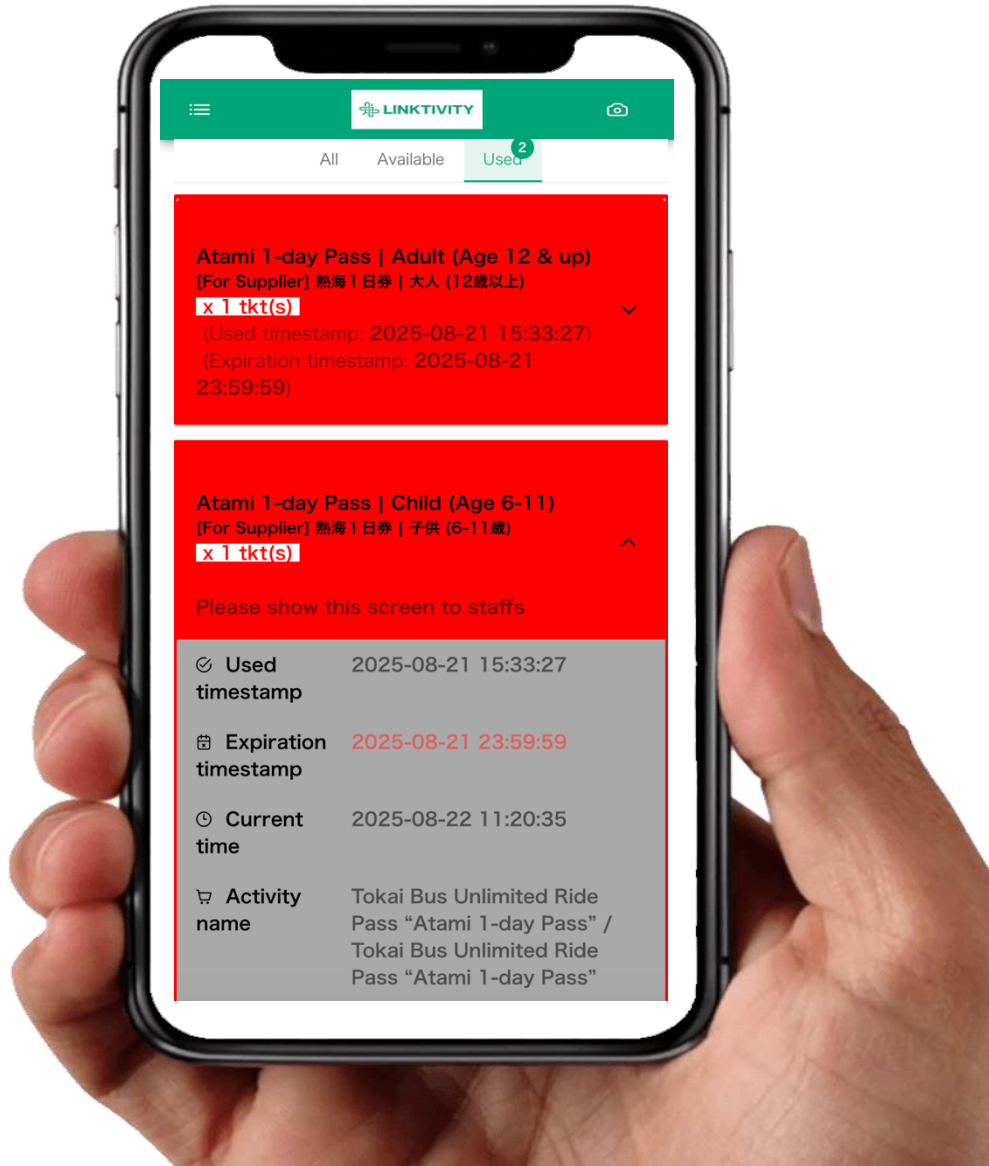
Once the ticket expires, the screen automatically changes to red. (The ticket can no longer be used.)

※You will need to present the screen of Step 4 when getting on and off the bus. Please access it from the voucher. Screenshots and printed-out tickets will not be accepted.



When the ticket is valid

Please present this screen to get on and off the bus. Screenshots and printed-out tickets will not be accepted.



When the ticket expires

The ticket can no longer be used.