

# 大阪周遊卡

OSAKA AMAZING PASS

## Usage Guide

- Usage Environment Explanation ...[P2](#)
- About Ticket Usage ...[P3~P12](#)
- One-Time Password OTP... [P13](#)

## ▪ Usage Environment Explanation

◇ If multiple tickets are purchased in a single reservation, **please use one device. The maximum number of tickets per reservation is four.**

◇ Please disable the automatic translation feature of your browser.

◇ Recommended environments for digital tickets:  
iOS 15 or later / Latest Safari, Android 10.0 or later / Latest Chrome

\*Even in the recommended viewing environment, there may be instances where it cannot be used depending on your device and usage conditions.

◇ Please disable dark mode.

◇ Screenshots of the QR code cannot be used for entry.

◇ If you open the URL directly from the app, it may not function correctly. Please use the recommended browser.



## 大阪周遊パス OSAKA AMAZING PASS

Booking PRIVATE-20250326-P22Z

Reservation details

Not yet used

### Train・Facility

電車・施設

Expiration date | 2025-06-26 02:59

Show QR code

Not yet used

### Bus

バス

Expiration date | 2025-06-26 02:59

Scan QR code

Not yet used

### Special Benefit

優待特典

Expiration date | 2025-06-26 02:59

Show ticket

Not yet used

### Train

電車

Expiration date | 2025-06-26 02:59

Scan QR code

Not yet used

### Ticket No.

発行券No

Expiration date | 2025-06-26 02:59

Show barcode

Please use  
within the  
valid period.

For irregular  
use cases

Return  
to TOP


Once you start using any ticket, **all tickets will be marked as in use.**

Available for use

### Train・Facility

電車・施設

Expiration date | 2025-03-29 02:59

 Show QR code

How to use

Available for use

### Bus

バス

Expiration date | 2025-03-29 02:59

 Scan QR code

How to use

Available for use

### Special Benefit

優待特典

Expiration date | 2025-03-29 02:59

Show ticket

How to use

Available for use

### Train

電車

Expiration date | 2025-03-29 02:59

 Scan QR code

Available for use

### Ticket No.











発行券No

Expiration date | 2025-03-29 02:59

 Show barcode

## Accessing Route Maps

### Osaka Metro

 Midosuji Line	 Sakaisuji Line
 Tanimachi Line	 Nagahori Tsurumi-Ryokuchi Line
 Yotsubashi Line	 Imazatosuji Line
 Chuo Line	 New Tram Line
 Sennichimae Line	 Imazato Liner

### Private Railway

 Hankyu Railway	 Hanshin Electric Railway
 Keihan Electric Railway	 Kintetsu Railway
 Nankai Electric Railway	

**Please use the same QR code for both the train and the facilities.**

Available for use

Train・Facility

電車・施設

Expiration date | 2025-03-29 02:59

 Show QR code

## Procedure for Use:

Not yet used

Train • Facility

電車・施設

Expiration date | 2025-06-26 02:59

Show QR code

① Click on "Show QR Code"

電車・施設

Train • Facility

大人 x 2

adult

Start using

② Click on "Start using"


×

Press [Confirm] to start using the service. Please press it after 3:00 AM on the start date of use.

Confirm

③ Click on "Confirm"

For multiple tickets in one reservation, please swipe the QR code for each ticket to board the train.



④ Swipe the QR code by tapping the arrow.



⑤ Hold the QR code over the terminal at the designated ticket gate.  
\*QR codes update every minute.



⑥ Please allow your companions to pass through the ticket gate first.



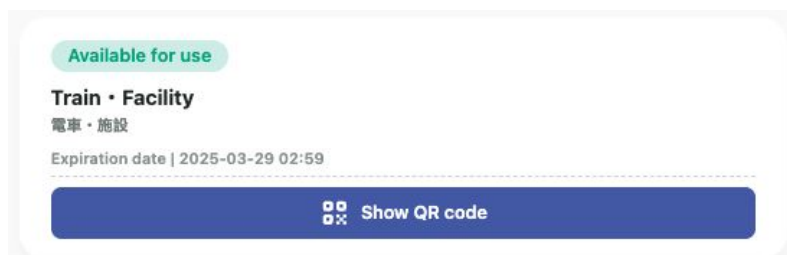
⑦ Device owner is kindly requested to enter last.

## Available Facilities:

Please check participation requirements.

**If multiple tickets are purchased, they must be used together and cannot be split.**


## Procedure for use:



① Click on "Show QR Code".



② Even if you have multiple tickets, please present the first QR code.



③ Once the staff scans a QR code, please enter together.

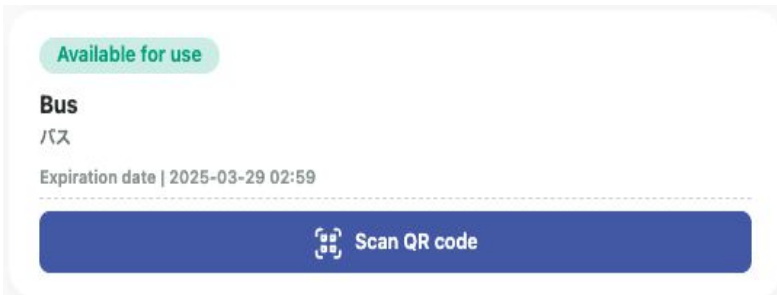


## Buses available for use:

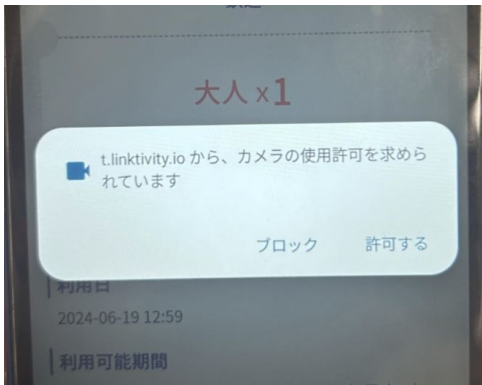
- 1、Imazato Liner
- 2、Osaka City Bus

**If multiple tickets are purchased, they must be used together and cannot be split.**

## Procedure for Use:



**① Click on "Scan QR Code"**



**② Allow the camera to activate.**



**③ After boarding, scan the QR code inside the bus.**

Please present your ticket within 15 minutes after starting use.

Undo

Redeem ticket(28 SEC)

**④ Confirm starting using the service.**

Return to TOP

バス - 大阪シティバス  
Bus - 大阪シティバス

大人 x 2  
adult


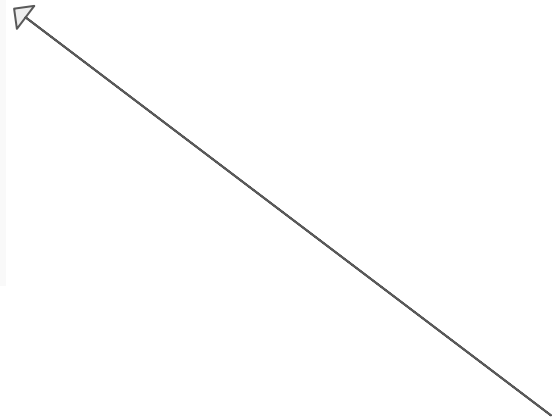


Valid period after used: 15 m

Please present this screen to  
the staff.

 利用後 2分 10秒  
Used 2m 10s

**⑤ The authentication screen will appear. If the screen's validity period (15 minutes) expires, open the camera again and scan.**

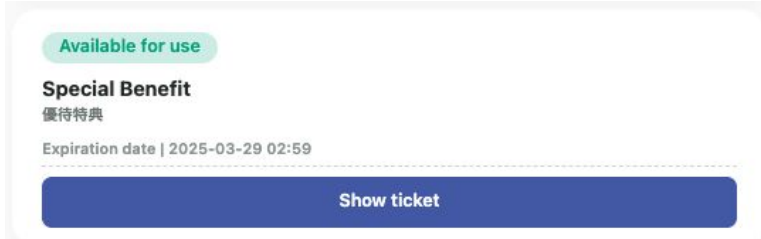


**⑥ Show this screen to the driver when you get off.**

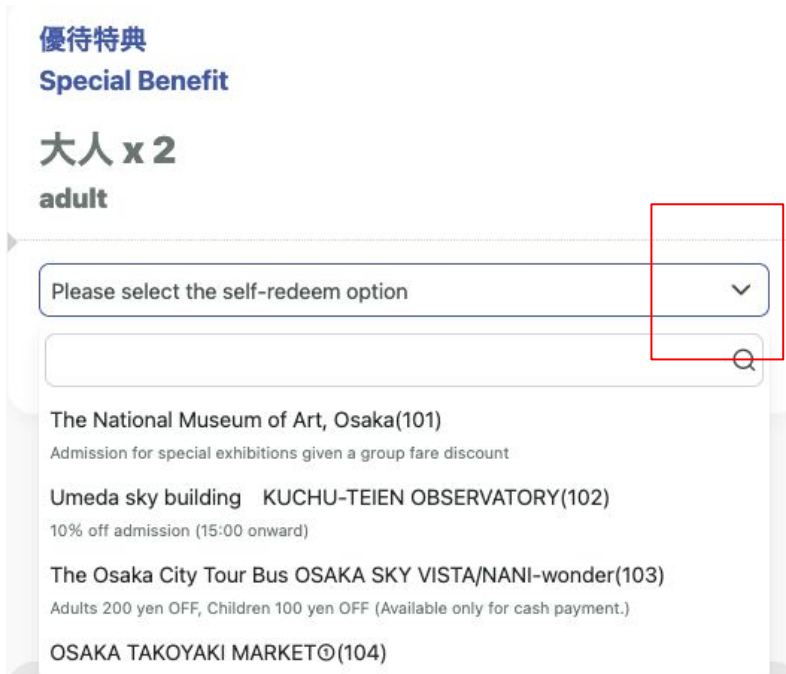
## Available Facilities

[https://osaka-amazing-pass.com/en/service\\_privilege.html](https://osaka-amazing-pass.com/en/service_privilege.html)

## Procedure for Use::

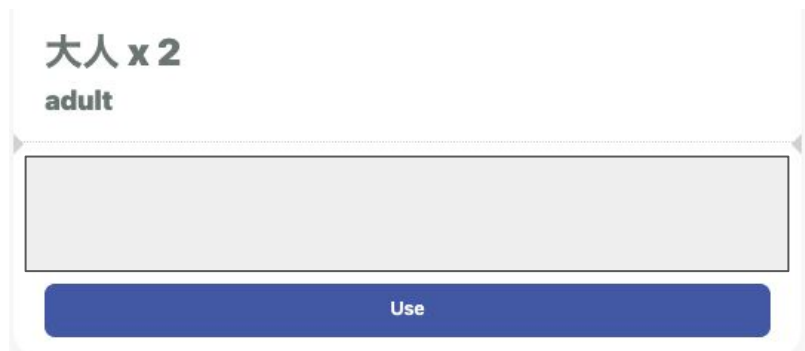


① Click on "Show ticket"

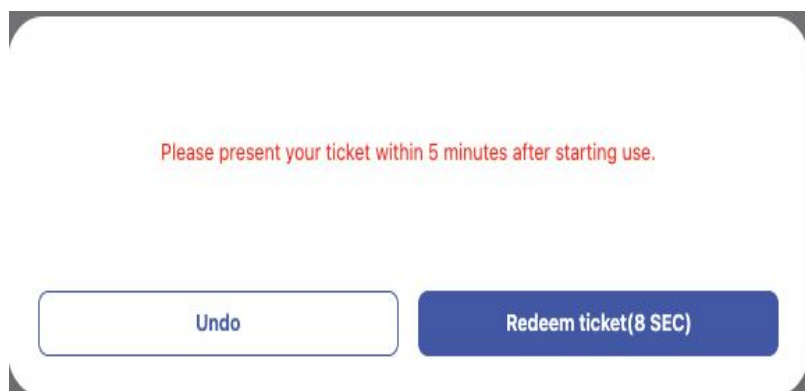


② You can select or enter a destination to search.

③ Show this screen to the reception staff.



③ Click on "Use"



④ Confirm to use.

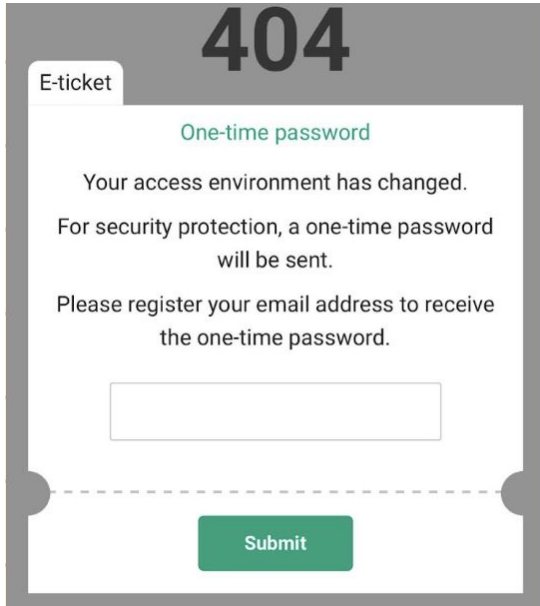


⑤ Show this screen to the reception staff.

To prevent access by unauthorized users, an OTP is required when accessing from a different environment than the first time you accessed the usage site.

**Example 1:** After checking the display on a computer, displayed it on a mobile device when actually using it

**Example 2:** Changed the mobile device that opened the usage site



One time password for SURUTTO KANSAI CO.,LTD powered by LINKTIVITY [受信トレイ](#) ×

CS no-reply@linktivity.co.jp  
To sales ▼

6月19日(水) 13:57

Please input the one time password 377867 within 5 minutes.

\* This mail cannot be replied.

# 377867

**① Please enter a valid email address and send it.**

**② Please confirm the OTP. Check your email. If you do not find it, please check your spam folder. If it's not in spam either, please verify that the email address is correct. Reopen the usage site and start over by entering the email address again if needed.**

**③ Enter the OTP.**  
**\*Once authentication is complete, this email address cannot be changed, so please enter your own email address.**



Return  
to TOP