

OSAKA Japan

Osaka Metro
& Osaka City Bus Pass
1day / 2day



City Bus

Subway

Usage Guide

- Usage Environment Explanation ... [P2](#)
- About Ticket Usage ... [P3~P9](#)
- One-Time Password OTP ... [P10](#)



・ Usage Environment Explanation

- ◇ If multiple tickets are purchased in a single reservation, **please use one device. The maximum number of tickets per reservation is four.**
- ◇ Please switch the language on the ticket list page before use.
- ◇ Please disable the automatic translation feature of your browser.
- ◇ Recommended environments for digital tickets: iOS 15 or later / Latest Safari, Android 10.0 or later / Latest Chrome
 - *Even in the recommended viewing environment, there may be instances where it cannot be used depending on your device and usage conditions.
- ◇ Please disable dark mode.
- ◇ Screenshots of the QR code cannot be used for entry.
- ◇ If you open the URL directly from the app, it may not function correctly. Please use the recommended browser.

Return
to TOP



▪ Ticket List Screen Before Use

Not yet used

Show Railway QR Code

Expiration date | 2026-05-31 23:59

Show QR code

Not yet used

Scan Bus QR Code

Expiration date | 2026-05-31 23:59

Scan QR code

Not yet used

Scan Railway QR Code

Expiration date | 2026-05-31 23:59

Scan QR code

Not yet used

Check Ticket No.

Expiration date | 2026-05-31 23:59

Show barcode

**Please use
within the valid
period.**

**For irregular use
cases**

Return
to TOP

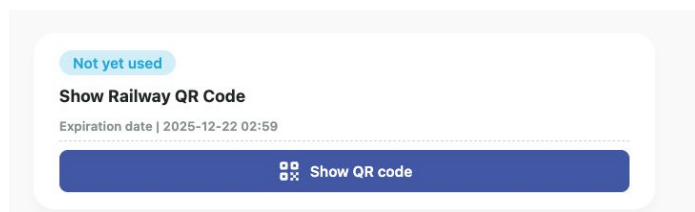


To Ride A Train

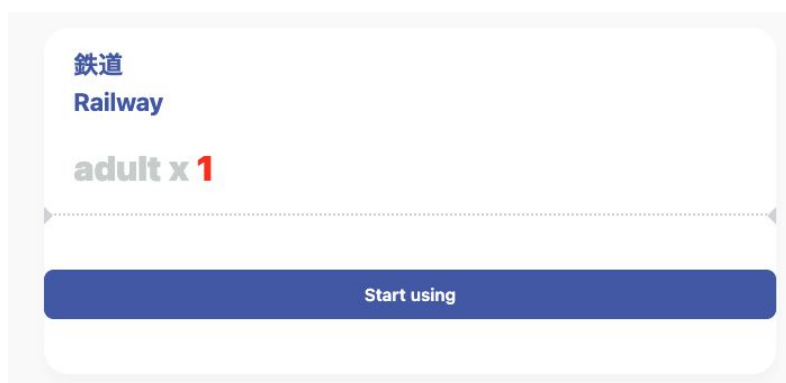
Accessing Route Maps



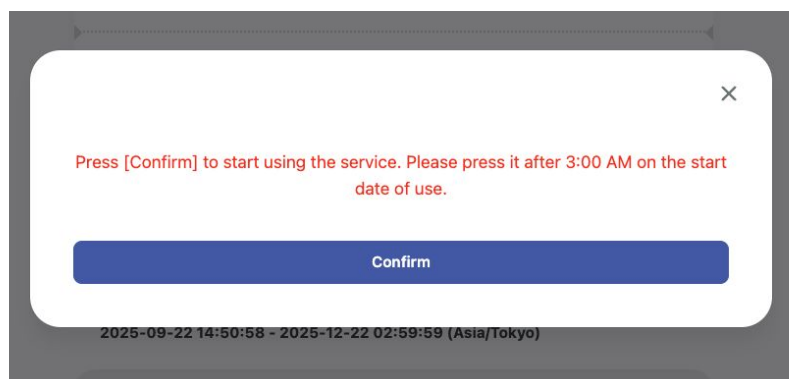
Procedure for Use:



① Click on "Show Railway QR Code"



② Click on "Start using"



③ Click on "Confirm"

Return
to TOP




To Ride A Train

For one ticket in one reservation



Hold the QR code over the terminal at the designated ticket gate.

*QR codes update every minute.



Go through the ticket gate




Ride A Train

For multiple tickets in one reservation



Swipe the QR code by tapping the arrow.



Hold the QR code over the terminal at the designated ticket gate.
*QR codes update every minute.



Please allow your companions to pass through the ticket gate first.



Device owners are kindly requested to enter last.



To Take A Bus

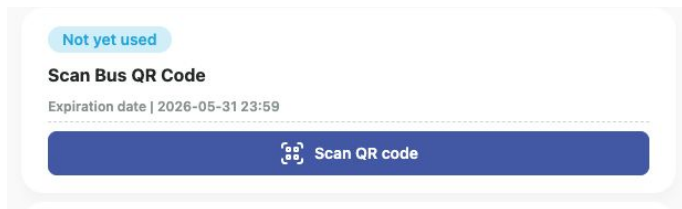
Buses available for use:

1、Imazato Liner

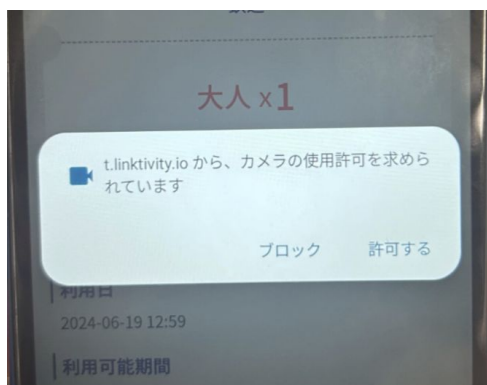
2、Osaka City Bus

If multiple tickets are purchased, they must be used together and cannot be split.

Procedure for Use:



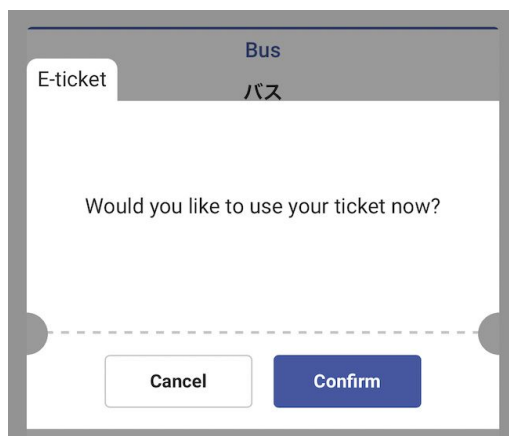
① Click on "Scan Bus QR Code"



② Allow the camera to activate.



③ Click on "Start using"



④ Click on "Confirm"

Return
to TOP



To Take A Bus


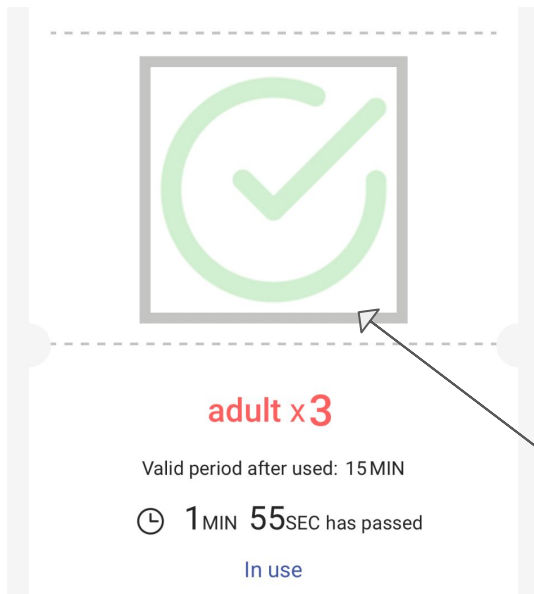
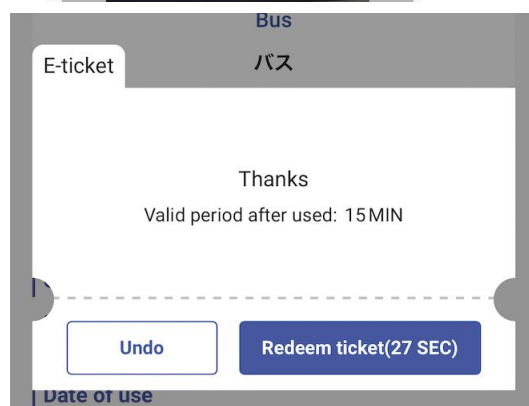
⑤ After boarding, scan the QR code inside the bus.

⑥ Confirm starting using the service.

⑦ After scanning, wait for 3-10 seconds.

⑧ The authentication screen will appear. If the screen's validity period (15 minutes) expires, open the camera again and scan.

⑨ Show this screen to the driver when you get off.



Return
to TOP



Special Benefit

Available Facilities

https://subway.osakametro.co.jp/guide/page/waribiki_ichiran.php

Procedure for Use:



Booking PRIVATE-20250925-93CU

Reservation details

Not yet used

Show Railway QR Code

Expiration date | 2026-05-31 23:59

Show QR code

Not yet used

Scan Bus QR Code

Expiration date | 2026-05-31 23:59

Scan QR code

Not yet used

Scan Railway QR Code

Expiration date | 2026-05-31 23:59

Scan QR code

Not yet used

Check Ticket No.

Expiration date | 2026-05-31 23:59

Show barcode

Please show the staff the banner of your e-ticket (with the oupon logo).

About One-Time Password (OTP)

To prevent access by unauthorized users, an OTP is required when accessing from a different environment than the first time you accessed the usage site.

Example 1: After checking the display on a computer, displayed it on a mobile device when actually using it

Example 2: Changed the mobile device that opened the usage site

① Please enter a valid email address and send it.

② Please confirm the OTP. Check your email. If you do not find it, please check your spam folder. If it's not in spam either, please verify that the email address is correct. Reopen the usage site and start over by entering the email address again if needed.



no-reply@linktivity.co.jp

发送至 我 ▾

11:15 (24分钟前)

③ Enter the OTP.

***Once authentication is complete, this email address cannot be changed, so please enter your own email address.**

Return
to TOP