

Usage Guide

- Usage Environment Explanation ...P2
- About Ticket Usage ...P3~P9
- One-Time Password OTP ... P10

2026.06.01



・Usage Environment Explanation

◇If multiple tickets are purchased in a single reservation, please use one device. The maximum number of tickets per reservation is four.

◇Please disable the automatic translation feature of your browser.

◇Recommended environments for digital tickets: iOS 15 or later / Latest Safari, Android 10.0 or later / Latest Chrome
*Even in the recommended viewing environment, there may be instances where it cannot be used depending on your device and usage conditions.

◇Please disable dark mode.

◇Screenshots of the QR code cannot be used for entry.

◇If you open the URL directly from the app, it may not function correctly. Please use the recommended browser.

Return to TOP



・Ticket List Screen Before Use

Not yet used

Trains・Buses

電車・バス

Expiration date | 2026-06-10 02:59

Show QR code

Please use within the valid period.

Not yet used

Trains

電車

Expiration date | 2026-06-10 02:59

Scan QR code

Not yet used

Ticket No.

発行券No.

Expiration date | 2026-06-10 02:59

Show barcode

[For irregular use cases]

Return to TOP



To Ride A Train・Bus

Accessing Route Maps

Osaka Metro



Please use the same QR code for both the train and the buses.

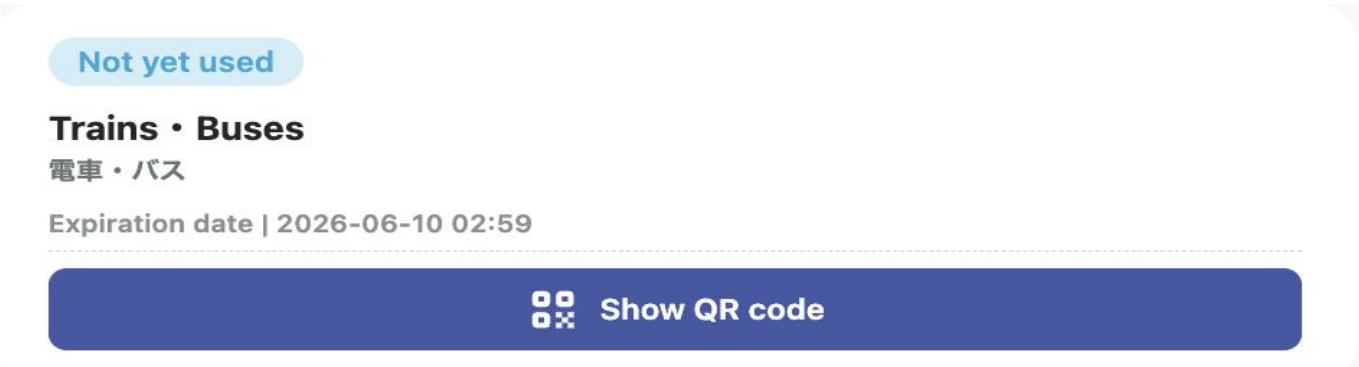

Return to TOP



To Ride A Train

Procedure for Use:

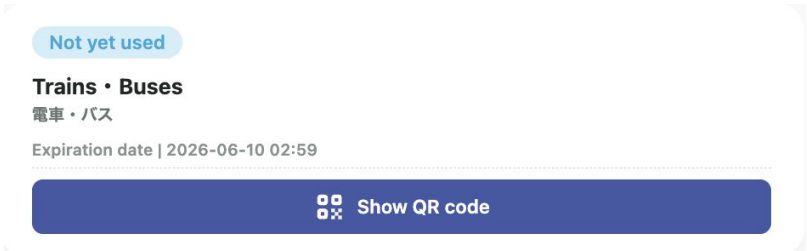

① Click on "Show QR Code"

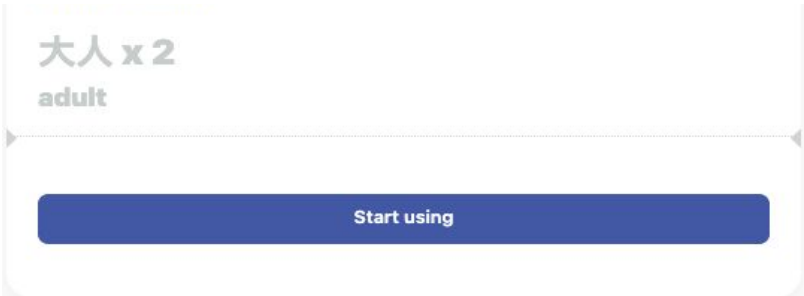

② Click on "Start using"

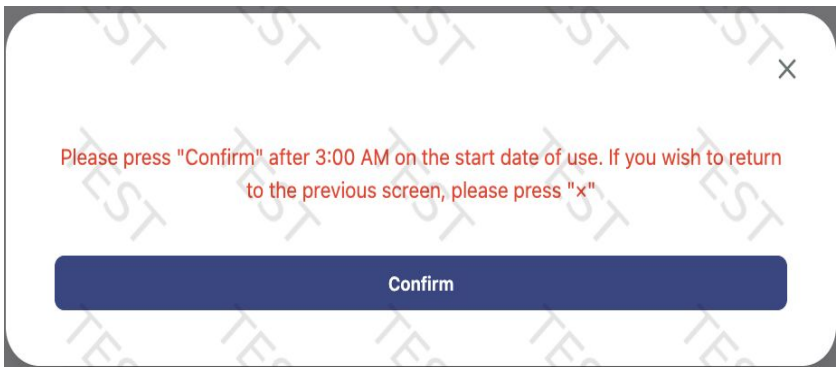

③ Click on "Confirm"

Return to TOP



To Ride A Train

For one ticket in one reservation



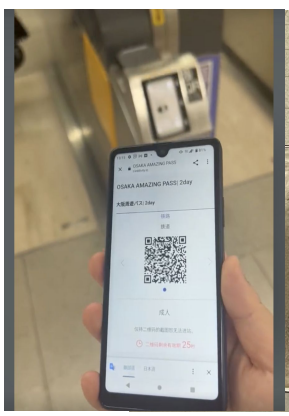





Hold the QR code over the terminal at the designated ticket gate.
*QR codes update every minute.



Go through the ticket gate

Return to TOP



To Ride A Train

For multiple tickets in one reservation



Swipe the QR code by tapping the arrow.



Hold the QR code over the terminal at the designated ticket gate.
***QR codes update every minute.**



Please allow your companions to pass through the ticket gate first.



Device owners are kindly requested to enter last.

Return to TOP



To Take A Bus

Buses available for use:
1、Imazato Liner
2、Osaka City Bus

Procedure for Use:

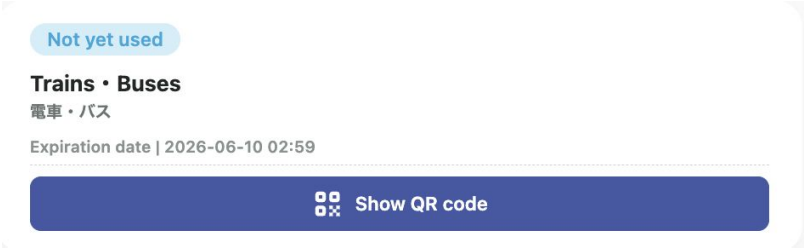

① Click on "Show QR Code".



② When getting off, please scan the first QR code using the device.

As all tickets are authenticated at once, there is no need to swipe and scan each QR code individually.



Return to TOP



Special Benefit

Available Facilities

https://subway.osakametro.co.jp/en/guide/page/waribiki_ichiran.php

Procedure for Use:

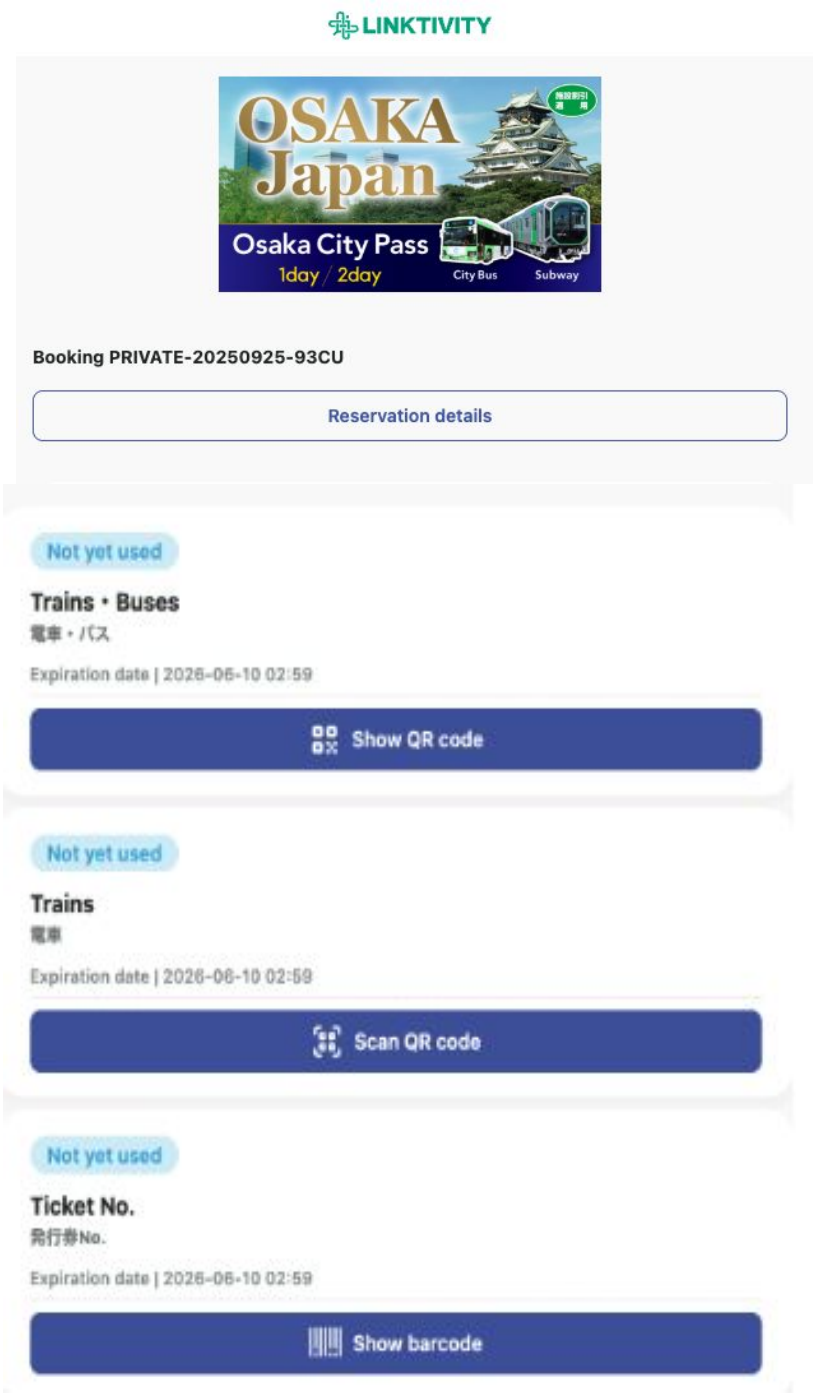

Please show the staff the banner of your e-ticket (with the Coupon logo).

Return to TOP



About One-Time Password (OTP)

To prevent access by unauthorized users, an OTP is required when accessing from a different environment than the first time you accessed the usage site.
Example 1: After checking the display on a computer, displayed it on a mobile device when actually using it
Example 2: Changed the mobile device that opened the usage site

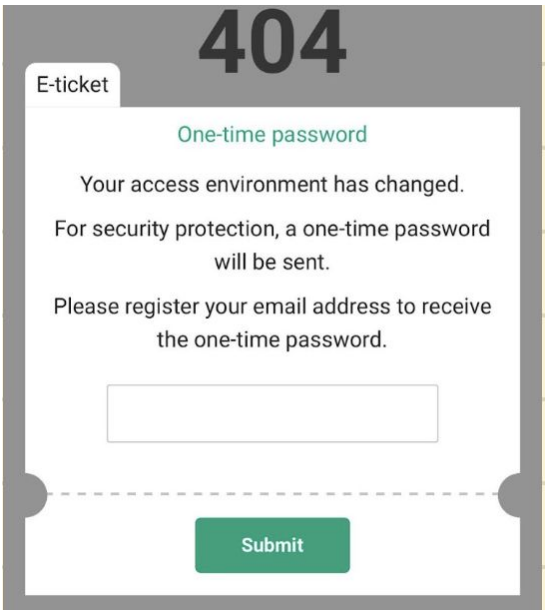

① Please enter a valid email address and send it.



②Please confirm the OTP. Check your email. If you do not find it, please check your spam folder. If it's not in spam either, please verify that the email address is correct. Reopen the usage site and start over by entering the email address again if needed.

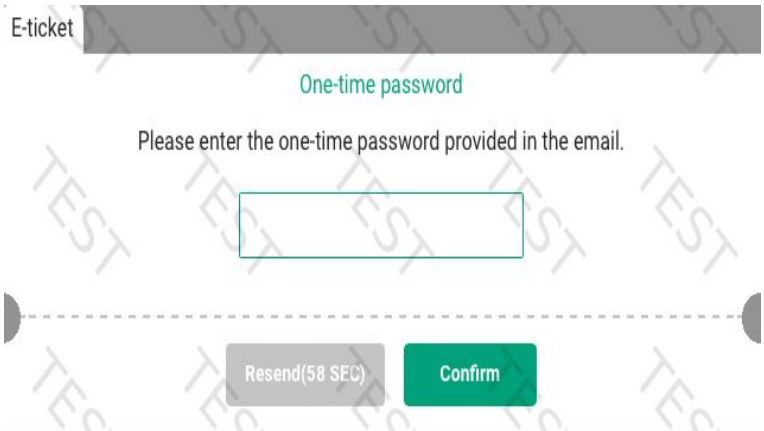

③Enter the OTP.
***Once authentication is complete, this email address cannot be changed, so please enter your own email address.**

Return to TOP