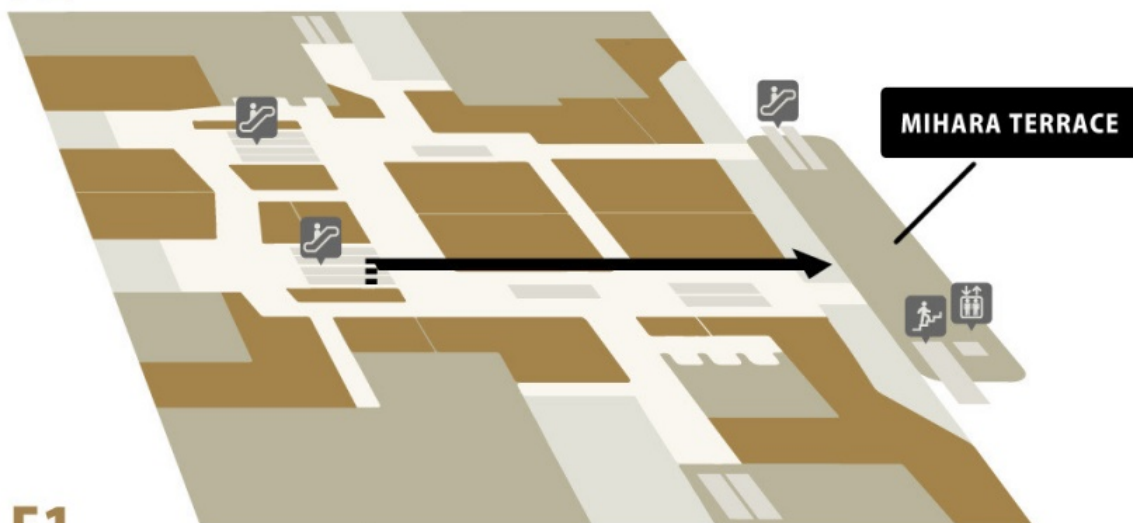
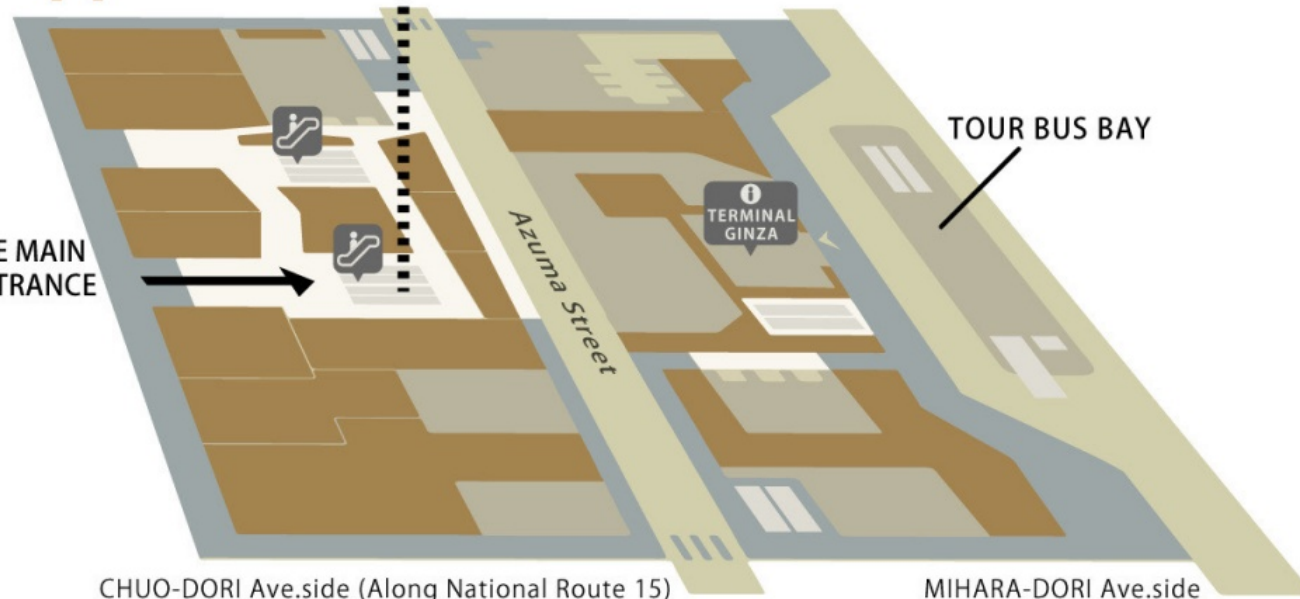


F2



F1




## ROUTE

- 1 Please enter through the main entrance of GINZA SIX. There are two main entrances along Chuo Dori (Route 15).
- 2 Proceed to the second floor via the escalator located at the back of the entrance. Walk straight ahead with the escalator behind you until you reach Mihara Terrace.
- 3 Please wait in front of the bus arrival information board in Mihara Terrace (2nd floor).
- 4 A staff member will guide you when it is time to board the bus.

※If you are unsure of the bus boarding and drop-off location on the day, please contact the Tourist Service Center "TERMINAL GINZA" on the 1st floor of GINZA SIX.

### 1F BUS BAY



### 2F MIHARA TERRACE



\*Please note that the bus boarding area is only accessible via Mihara Terrace on the 2nd floor. Entry from the 1st floor is not permitted.