

Usage Guide

- Usage Environment Explanation ...[P2](#)
- About Ticket Usage ...[P3~P8](#)
- One-Time Password OTP... [P9](#)

■ Usage Environment Explanation

◇ If multiple tickets are purchased in a single reservation, **please use one device. The maximum number of tickets per reservation is four.**

◇ Please switch the language on the ticket list page before use.

◇ Please disable the automatic translation feature of your browser.

◇ Recommended environments for digital tickets:
iOS 15 or later / Latest Safari, Android 10.0 or later / Latest Chrome

*Even in the recommended viewing environment, there may be instances where it cannot be used depending on your device and usage conditions.

◇ Please disable dark mode.

◇ Screenshots of the QR code cannot be used for entry.

◇ If you open the URL directly from the app, it may not function correctly. Please use the recommended browser.

- Ticket List Screen Before Use

Not yet used

Show Railway QR Code

Expiration date | 2025-12-22 02:59

Show QR code

Not yet used

Scan Railway QR Code

Expiration date | 2025-12-22 02:59

Scan QR code

Not yet used

Check Ticket No.

Expiration date | 2025-12-22 02:59

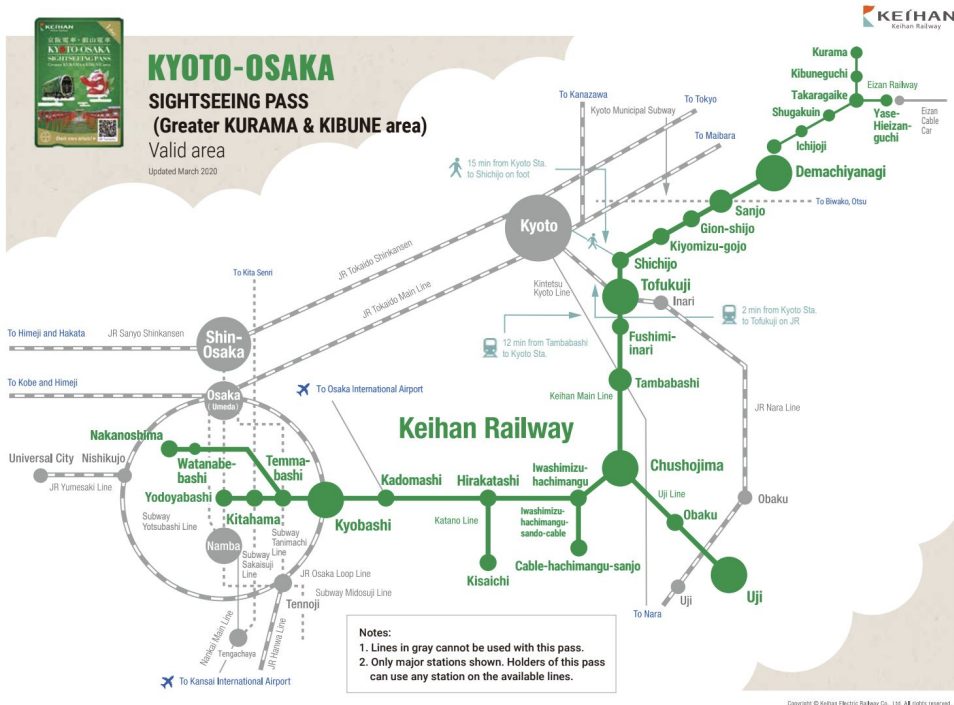
Show barcode

Please use
within the
valid period.

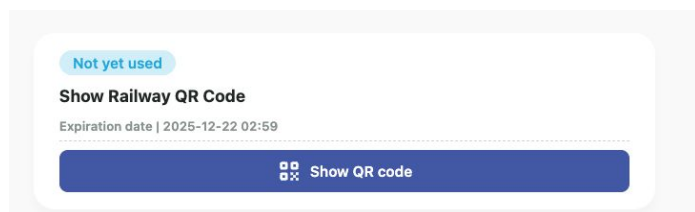
For irregular use
cases

To Ride A Train

Accessing Route Maps



Procedure for Use:



① Click on "Show Railway QR Code"



② Click on "Start using"



③ Click on "Confirm"

Return
to TOP

To Ride A Train

For one ticket in one reservation



Hold the QR code over the terminal at the designated ticket gate.
*QR codes update every minute.



Go through the ticket gate




To Ride A Train

For multiple tickets in one reservation



Swipe the QR code by tapping the arrow.



Hold the QR code over the terminal at the designated ticket gate.

*QR codes update every minute.



Please allow your companions to pass through the ticket gate first.

Device owners are kindly requested to enter last.

To Ride A Train

If there is any abnormality, please click "Check Ticket No" and show the barcode to the station staff.


Procedure for Use:



① Click on "Check Ticket No"

② The barcode will appear.

③ Show this screen to the staff.





Special Benefit

Available Facilities


<https://www.keihan.co.jp/traffic/valueticket/specialoffer/>

Procedure for Use:



English

Booking PRIVATE-20250416-V9XP



Please show the staff the banner of your e-ticket (with the Coupon logo).

Not yet used

Show Railway QR Code

Expiration date | 2025-12-22 02:59

Show QR code

Not yet used

Scan Railway QR Code

Expiration date | 2025-12-22 02:59

Scan QR code

Not yet used

Check Ticket No.

Expiration date | 2025-12-22 02:59

Show barcode

About One-Time Password (OTP)

To prevent access by unauthorized users, an OTP is required when accessing from a different environment than the first time you accessed the usage site.

Example 1: After checking the display on a computer, displayed it on a mobile device when actually using it

Example 2: Changed the mobile device that opened the usage site

① Please enter a valid email address and send it.

② Please confirm the OTP. Check your email. If you do not find it, please check your spam folder. If it's not in spam either, please verify that the email address is correct. Reopen the usage site and start over by entering the email address again if needed.

One time password for Keihan Electric Railway Co.,Ltd. powered by LINKTIVITY To自分 x



no-reply@linktivity.co.jp

11:15 (24分钟前)

发送至 我 ▾

③ Enter the OTP.

***Once authentication is complete, this email address cannot be changed, so please enter your own email address.**

Return
to TOP