

阪神 1day PASS

Hanshin 1day pass

阪神電車 1 日乗車券

1day pass for all Hanshin lines

Usage Guide

- Usage Environment Explanation ...[P2](#)
- Language Switching ...[P3](#)
- About Ticket Usage ...[P4~P9](#)
- One-Time Password OTP... [P10](#)
- Q&A ...[P11](#)

・ Usage Environment Explanation

◇If multiple tickets are purchased in a single reservation, **please use one device. The maximum number of tickets per reservation is four.**

◇Please switch the language on the ticket list page before use.

◇Please disable the automatic translation feature of your browser.

◇Recommended environments for digital tickets:
iOS 15 or later / Latest Safari, Android 10.0 or later / Latest Chrome

*Even in the recommended viewing environment, there may be instances where it cannot be used depending on your device and usage conditions.

◇Please disable dark mode.

◇Screenshots of the QR code cannot be used for entry.

◇If you open the URL directly from the app, it may not function correctly. Please use the recommended browser.

Return
to TOP

阪神 1day PASS

Hanshin 1day pass

阪神電車 1 日乗車券

1day pass for all Hanshin lines

▪ Language Switching

Please switch on the ticket list page.



English

Booking PRIVATE-20250723-XWRU

阪神 1day PASS

Hanshin 1day pass

阪神電車 1 日乗車券

1day pass for all Hanshin lines

Expiration date | 2025-10-23 02:59

Not yet used

Show Railway QR Code

Expiration date | 2025-10-23 02:59

Not yet used

Scan Railway QR Code

Expiration date | 2025-10-23 02:59

Not yet used

Check Ticket No.

Reservation details

English

English

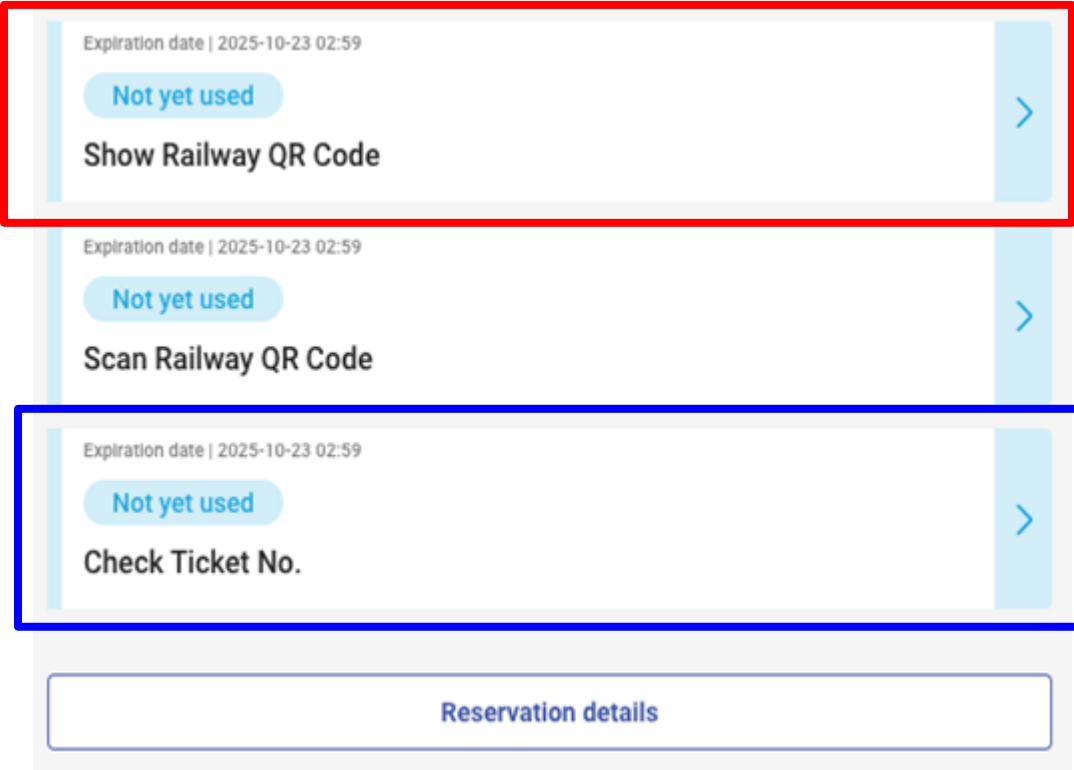
日本語

简体中文

繁體中文

한국어

▪ Ticket List Screen Before Use



Please use within the valid period.

For irregular use cases

▪ Ticket List Screen After Use

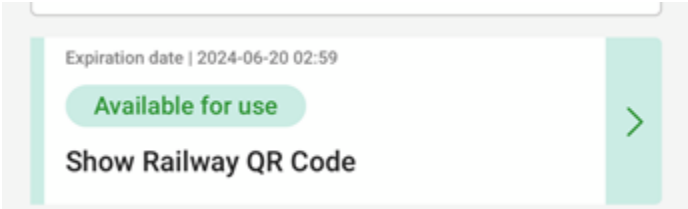
Once you start using any ticket, **all tickets will be marked as in use**. The ticket list will turn green.



Accessing Route Maps



Procedure for Use:



① Click on "Show Railway QR Code"



② Click on "Start using"



③ Click on "Confirm"

Return to TOP

阪神 1day PASS

Hanshin 1day pass

阪神電車 1 日乗車券

1day pass for all Hanshin lines

To Ride A Train

For one ticket in one reservation



Hold the QR code over the terminal at the designated ticket gate.

*QR codes update every minute.



Go through the ticket gate

To Ride A Train

For multiple tickets in one reservation



Swipe the QR code by tapping the arrow.



Hold the QR code over the terminal at the designated ticket gate.
*QR codes update every minute.



Please allow your companions to pass through the ticket gate first.



Device owners are kindly requested to enter last.

If there is any abnormality, please click "Check Ticket No" and show the barcode to the station staff.

Procedure for Use:




① Click on "Check Ticket No"



② The barcode will appear.

③ Show this screen to the staff.



To prevent access by unauthorized users, an OTP is required when accessing from a different environment than the first time you accessed the usage site.

Example 1: After checking the display on a computer, displayed it on a mobile device when actually using it

Example 2: Changed the mobile device that opened the usage site

ワンタイムパスワード発行【阪神電気鉄道株式会社】 powered by LINKTIVITY

◆ 总结此邮件

no-reply@linktivity.co.jp

发送器 我

翻译成中文

X

ワンタイムパスワードを発行しました。

10:24 (0分9)

① Please enter a valid email address and send it.

② Please confirm the OTP. Check your email. If you do not find it, please check your spam folder. If it's not in spam either, please verify that the email address is correct. Reopen the usage site and start over by entering the email address again if needed.

③ Enter the OTP.

***Once authentication is complete, this email address cannot be changed, so please enter your own email address.**

Return
to TOP

Q1: If you encounter any issues while using the train, please refresh your e-ticket browser.

Safari

Android

