

# ポートルライナー・阪神 1day PASS

Portliner Hanshin 1day pass

ポートルライナー・阪神電車 1 日乗車券

1day pass for all Portliner, Hanshin lines

## Usage Guide

- Usage Environment Explanation ...[P2](#)
- About Ticket Usage ...[P3~P8](#)
- One-Time Password OTP... [P9](#)
- Q&A ...[P10](#)

## ■ Usage Environment Explanation

◇ If multiple tickets are purchased in a single reservation, **please use one device. The maximum number of tickets per reservation is four.**

◇ Please switch the language on the ticket list page before use.

◇ Please disable the automatic translation feature of your browser.

◇ Recommended environments for digital tickets:  
iOS 15 or later / Latest Safari, Android 10.0 or later / Latest Chrome

\*Even in the recommended viewing environment, there may be instances where it cannot be used depending on your device and usage conditions.

◇ Please disable dark mode.

◇ Screenshots of the QR code cannot be used for entry.


◇ If you open the URL directly from the app, it may not function correctly. Please use the recommended browser.

# Ticket List Screen Before Use

Not yet used

Show Railway QR Code

Expiration date | 2025-12-22 02:59


 Show QR code

Please use  
within the  
valid period.

Not yet used

Scan Railway QR Code

Expiration date | 2025-12-22 02:59

 Scan QR code

Not yet used

Check Ticket No.

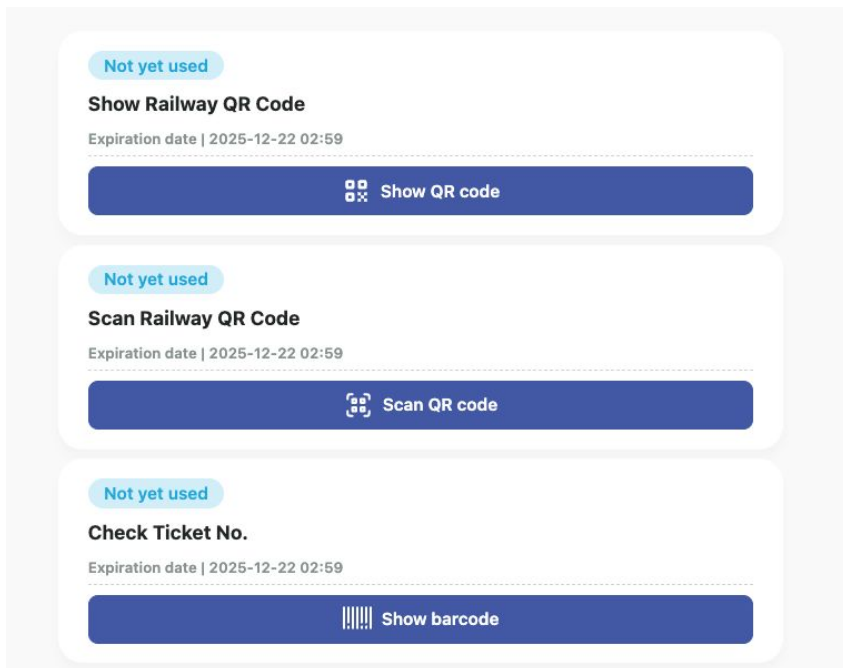
Expiration date | 2025-12-22 02:59

 Show barcode

For irregular use  
cases

# Ticket List Screen After Use

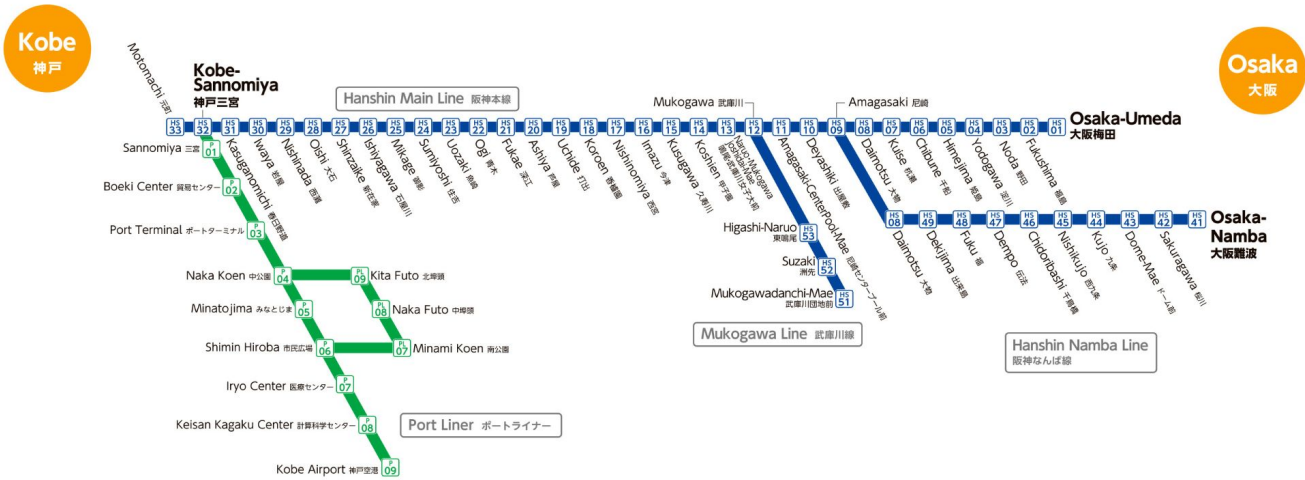
Once you start using any ticket, **all tickets will be marked as in use**. The ticket list will turn green.



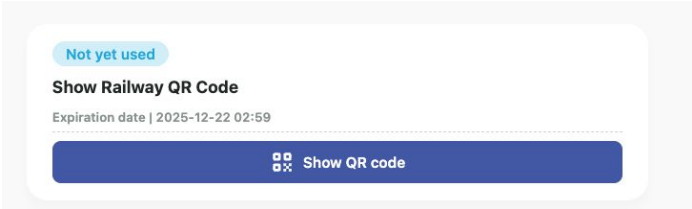
How to use

How to use

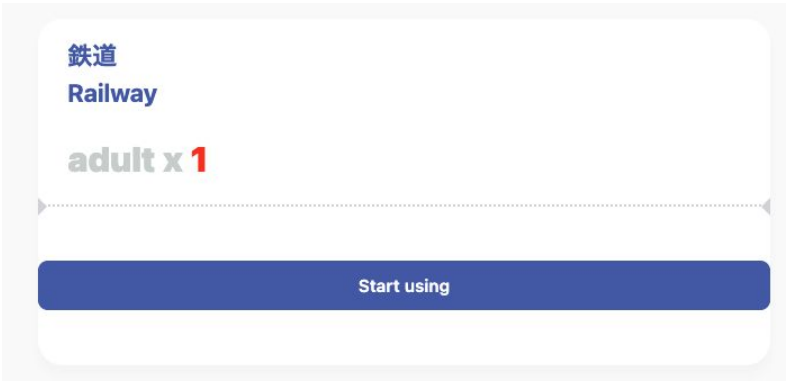
Accessing Route Maps



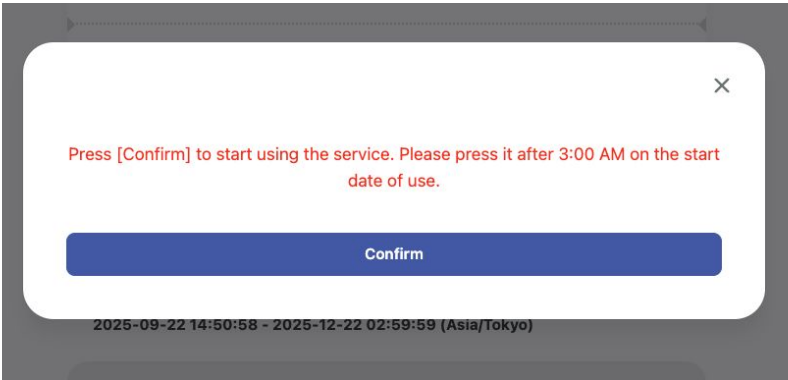
Procedure for Use:



① Click on "Show Railway QR Code"



② Click on "Start using"



③ Click on "Confirm"

Return to TOP

## To Ride A Train

For one ticket in one reservation



Hold the QR code over the terminal at the designated ticket gate.

\*QR codes update every minute.



Go through the ticket gate




## To Ride A Train

For multiple tickets in one reservation



Swipe the QR code by tapping the arrow.



Hold the QR code over the terminal at the designated ticket gate.  
\*QR codes update every minute.



Please allow your companions to pass through the ticket gate first.



Device owners are kindly requested to enter last.

If there is any abnormality, please click "Check Ticket No" and show the barcode to the station staff.


## Procedure for Use:



① Click on "Check Ticket No"



②The barcode will appear.



③Show this screen to the staff.



## One-Time Password (OTP)

To prevent access by unauthorized users, an OTP is required when accessing from a different environment than the first time you accessed the usage site.

Example 1: After checking the display on a computer, displayed it on a mobile device when actually using it

Example 2: Changed the mobile device that opened the usage site

The screenshot shows a web page with a large '404' error code at the top. Below it, there's a section titled 'E-ticket' and 'One-time password'. The text reads: 'Your access environment has changed. For security protection, a one-time password will be sent. Please register your email address to receive the one-time password.' There is an input field for the email address and a green 'Submit' button at the bottom.

① Please enter a valid email address and send it.

② Please confirm the OTP. Check your email. If you do not find it, please check your spam folder. If it's not in spam either, please verify that the email address is correct. Reopen the usage site and start over by entering the email address again if needed.

ワンタイムパスワード発行【阪神電気鉄道株式会社】powered by LINKTIVITY

◆ 总结此邮件

no-reply@linktivity.co.jp

发送至 我

📧 翻译成中文

10:24 (0分)

ワンタイムパスワードを発行しました。

The screenshot shows a web page with a large '404' error code at the top. Below it, there's a section titled 'E-ticket' and 'One-time password'. The text reads: 'Please enter the one-time password provided in the email.' There is an input field for the one-time password and two buttons at the bottom: 'Resend(58 SEC)' and 'Confirm'.

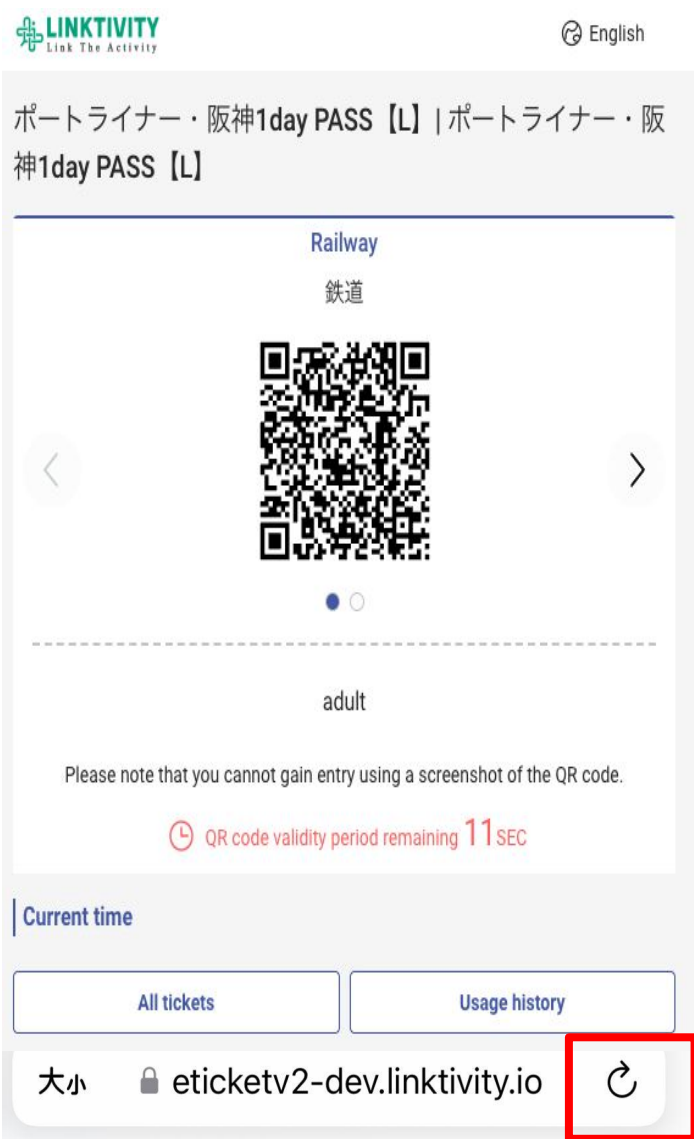
③ Enter the OTP.

**\*Once authentication is complete, this email address cannot be changed, so please enter your own email address.**

Return  
to TOP

Q1: If you encounter any issues while using the train, please refresh your e-ticket browser.

Safari



Android

