

# ポートルライナー・阪神 1day PASS

Portliner Hanshin 1day pass

ポートルライナー・阪神電車 1 日乗車券

1day pass for all Portliner, Hanshin lines

## Usage Guide

- Usage Environment Explanation ...[P2](#)
- Language Switching ...[P3](#)
- About Ticket Usage ...[P4~P9](#)
- One-Time Password OTP... [P10](#)
- Q&A ...[P11](#)

## ■ Usage Environment Explanation

◇ If multiple tickets are purchased in a single reservation, **please use one device. The maximum number of tickets per reservation is four.**

◇ Please switch the language on the ticket list page before use.

◇ Please disable the automatic translation feature of your browser.

◇ Recommended environments for digital tickets:  
iOS 15 or later / Latest Safari, Android 10.0 or later / Latest Chrome

\*Even in the recommended viewing environment, there may be instances where it cannot be used depending on your device and usage conditions.


◇ Please disable dark mode.

◇ Screenshots of the QR code cannot be used for entry.

◇ If you open the URL directly from the app, it may not function correctly. Please use the recommended browser.

## Language Switching

Please switch on the ticket list page.



English

Booking PRIVATE-20250723-XWRU

ポータルライナー・阪神 1day PASS  
Portliner Hanshin 1day pass  
ポータルライナー・阪神電車 1 日乗車券  
1day pass for all Portliner, Hanshin lines

Expiration date | 2025-10-23 02:59  
Not yet used  
Show Railway QR Code

Expiration date | 2025-10-23 02:59  
Not yet used  
Scan Railway QR Code

Expiration date | 2025-10-23 02:59  
Not yet used  
Check Ticket No.

Reservation details

English

日本語

简体中文

繁體中文

한국어

# Ticket List Screen Before Use

Expiration date | 2025-10-23 02:59

Not yet used

Show Railway QR Code

>

Expiration date | 2025-10-23 02:59

Not yet used

Scan Railway QR Code

>

Expiration date | 2025-10-23 02:59

Not yet used

Check Ticket No.

>

Reservation details

**Please  
use  
within the  
valid  
period.**

**For irregular use  
cases**

# Ticket List Screen After Use

Once you start using any ticket, **all tickets will be marked as in use**. The ticket list will turn green.

Expiration date | 2025-07-24 02:59

Available for use

Show Railway QR Code

Expiration date | 2025-07-24 02:59

Available for use

Scan Railway QR Code

Expiration date | 2025-07-24 02:59

Available for use

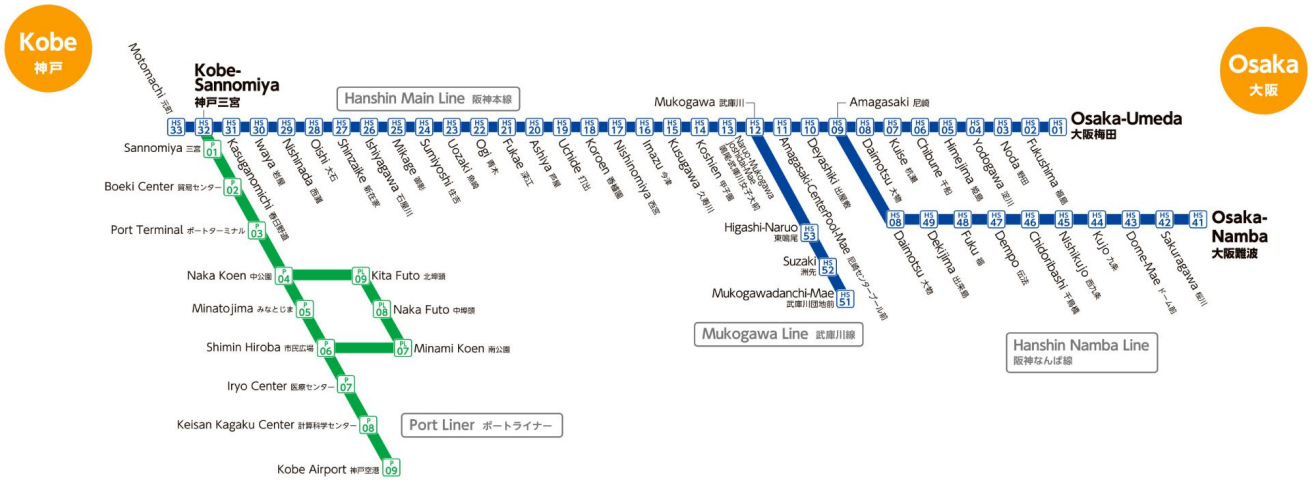
Check Ticket No.

How to use

How to use

## To Ride A Train

## Accessing Route Maps



### Procedure for Use:

### ① Click on "Show Railway QR Code"

The screenshot shows the Railway app interface. At the top, the word 'Railway' is displayed in blue. Below it, the word 'adult' is partially visible. The main content area shows a large, stylized '00' in the center, with the text 'Not yet used' in red below it. A blue button labeled 'Start using' is positioned at the bottom. The background is white with a repeating pattern of the word 'TEST' in a light gray, tilted font.

## ② Click on "Start using"

E-ticket

Railway

鉄道

Would you like to use your ticket now?

Cancel


Confirm

### ③ Click on "Confirm"

Return  
to TOP

## To Ride A Train

For one ticket in one reservation



Hold the QR code over the terminal at the designated ticket gate.

\*QR codes update every minute.



Go through the ticket gate




## To Ride A Train

For multiple tickets in one reservation



Swipe the QR code by tapping the arrow.



Hold the QR code over the terminal at the designated ticket gate.  
\*QR codes update every minute.



Please allow your companions to pass through the ticket gate first.



Device owners are kindly requested to enter last.



If there is any abnormality, please click "Check Ticket No" and show the barcode to the station staff.

## Procedure for Use:




**① Click on "Check Ticket No"**



**②The barcode will appear.**

**③Show this screen to the staff.**



## One-Time Password (OTP)

To prevent access by unauthorized users, an OTP is required when accessing from a different environment than the first time you accessed the usage site.

Example 1: After checking the display on a computer, displayed it on a mobile device when actually using it

Example 2: Changed the mobile device that opened the usage site

The screenshot shows a web page with a large '404' error code at the top. Below it, there's a section titled 'E-ticket' and 'One-time password'. The text says: 'Your access environment has changed. For security protection, a one-time password will be sent. Please register your email address to receive the one-time password.' There is an input field for the email address and a green 'Submit' button at the bottom.

① Please enter a valid email address and send it.

② Please confirm the OTP. Check your email. If you do not find it, please check your spam folder. If it's not in spam either, please verify that the email address is correct. Reopen the usage site and start over by entering the email address again if needed.

ワンタイムパスワード発行【阪神電気鉄道株式会社】powered by LINKTIVITY

◆ 总结此邮件

no-reply@linktivity.co.jp  
发送至 我

10:24 (0分)

📧 翻译成中文

ワンタイムパスワードを発行しました。

The screenshot shows a web page with a large '404' error code at the top. Below it, there's a section titled 'E-ticket' and 'One-time password'. The text says: 'Please enter the one-time password provided in the email.' There is an input field for the one-time password and two buttons at the bottom: 'Resend(58 SEC)' and 'Confirm'.

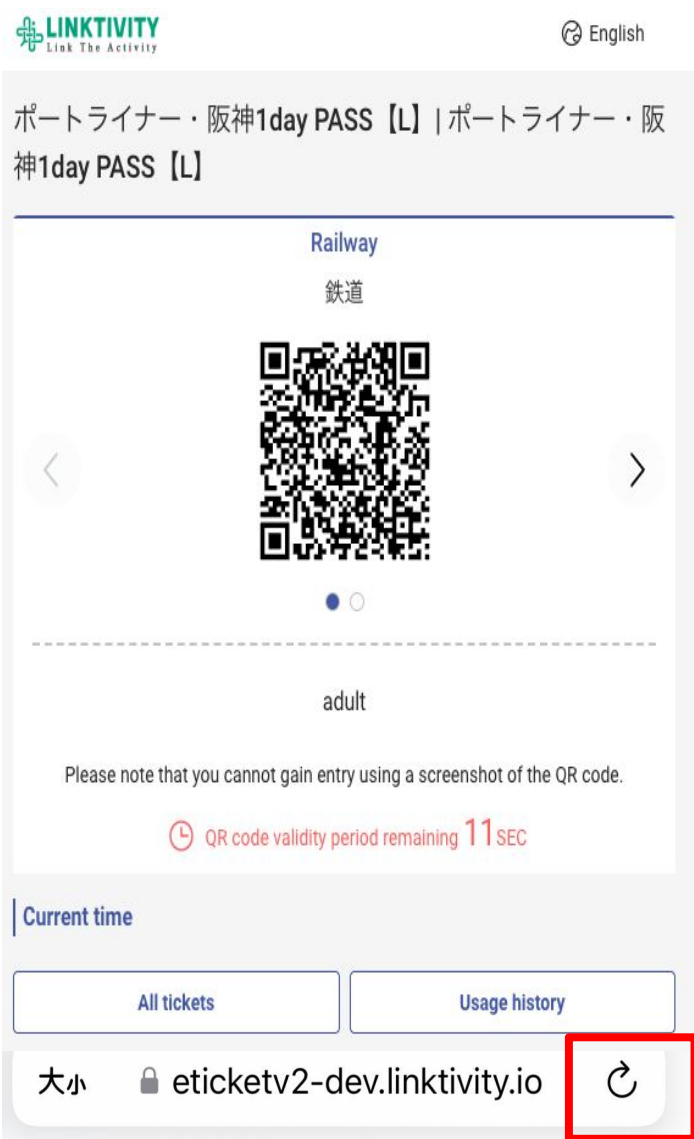
③ Enter the OTP.

**\*Once authentication is complete, this email address cannot be changed, so please enter your own email address.**

Return  
to TOP

Q1: If you encounter any issues while using the train, please refresh your e-ticket browser.

Safari



Android

