

阪神 24-Hour PASS

Hanshin 24-Hour pass

阪神電車 24 時間乗車券

24-Hour pass for all Hanshin lines

Usage Guide

- Usage Environment Explanation ... [P2](#)
- About Ticket Usage ... [P3~P8](#)
- One-Time Password OTP... [P9](#)

・ Usage Environment Explanation

- ◇ If multiple tickets are purchased in a single reservation, **please use one device. The maximum number of tickets per reservation is four.**

- ◇ Please disable the automatic translation feature of your browser.

- ◇ Recommended environments for digital tickets:
iOS 15 or later / Latest Safari, Android 10.0 or later / Latest Chrome
*Even in the recommended viewing environment, there may be instances where it cannot be used depending on your device and usage conditions.

- ◇ Please disable dark mode.

- ◇ Screenshots of the QR code cannot be used for entry.

- ◇ If you open the URL directly from the app, it may not function correctly. Please use the recommended browser.

・ Ticket List Screen Before Use

Not yet used

Show Railway QR Code

Expiration date | 2025-12-22 02:59

Show QR code

Not yet used

Scan Railway QR Code

Expiration date | 2025-12-22 02:59

Scan QR code

Not yet used

Check Ticket No.

Expiration date | 2025-12-22 02:59

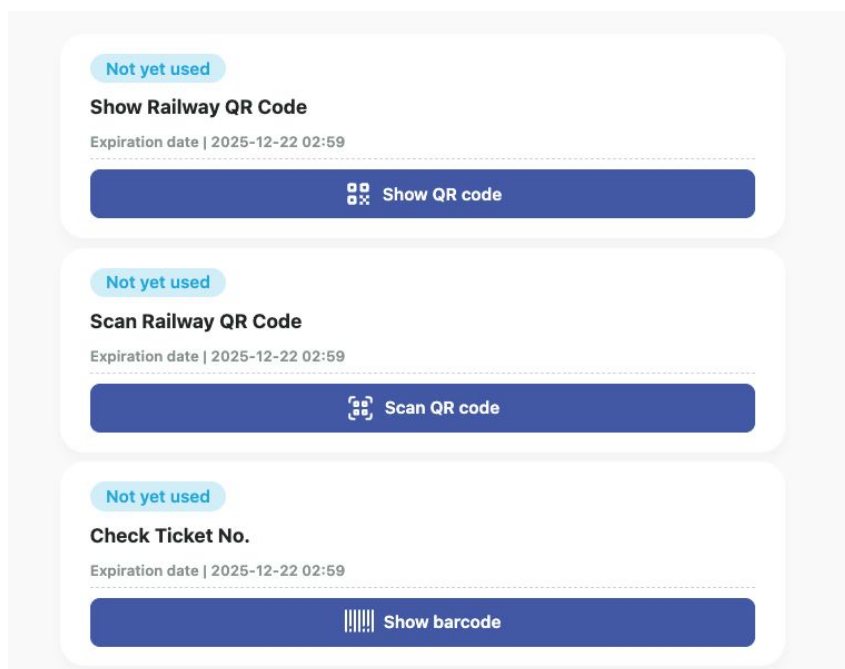
Show barcode

**Please use
within the
valid period.**

**For irregular use
cases**

▪ Ticket List Screen After Use

Once you start using any ticket, **all tickets will be marked as in use**. The ticket list will turn green.



How to use

How to use

阪神 24-Hour PASS

Hanshin 24-Hour pass

阪神電車 24 時間乗車券

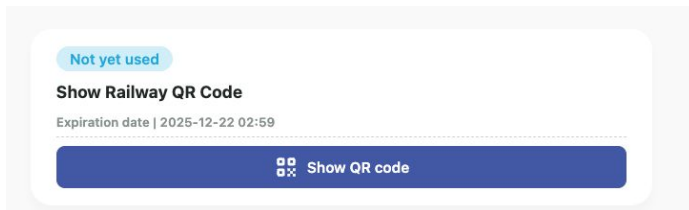
24-Hour pass for all Hanshin lines

To Ride A Train

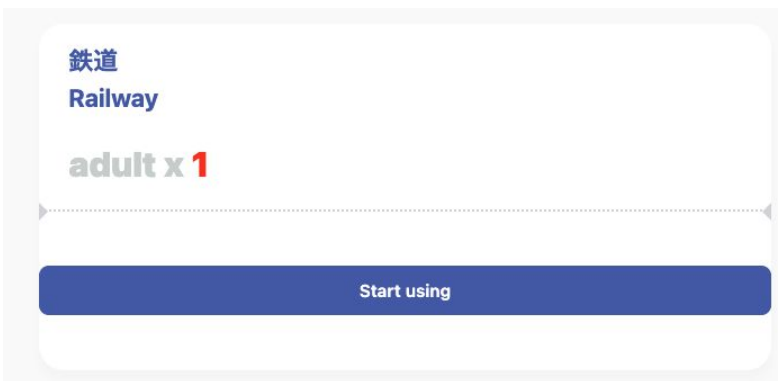
Accessing Route Maps



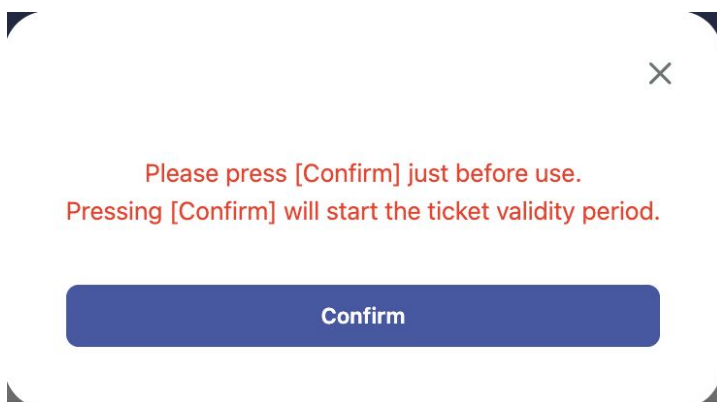
Procedure for Use:



① Click on "Show QR Code"



② Click on "Start using"



③ Click on "Confirm"

Return to TOP

To Ride A Train

For one ticket in one reservation



Hold the QR code over the terminal at the designated ticket gate.

*QR codes update every minute.



Go through the ticket gate




To Ride A Train

For multiple tickets in one reservation



Swipe the QR code by tapping the arrow.



Hold the QR code over the terminal at the designated ticket gate.
*QR codes update every minute.



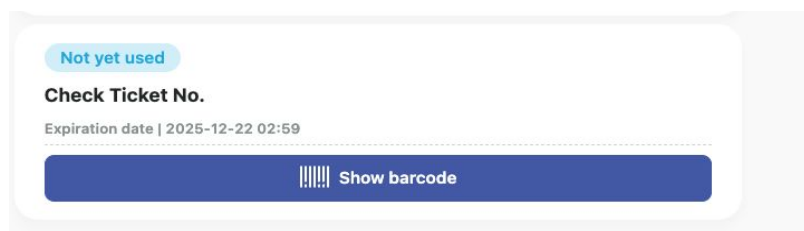
Please allow your companions to pass through the ticket gate first.



Device owners are kindly requested to enter last.

If there is any abnormality, please click "Check Ticket No" and show the barcode to the station staff.


Procedure for Use:



① Click on "Show barcode"

② The barcode will appear.

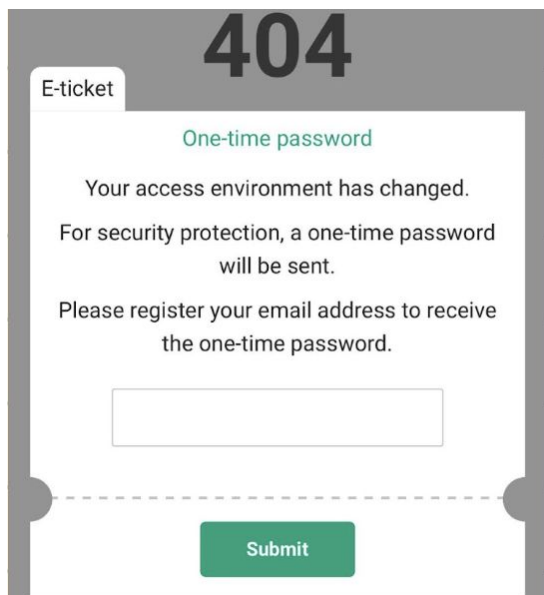
③ Show this screen to the staff.



To prevent access by unauthorized users, an OTP is required when accessing from a different environment than the first time you accessed the usage site.

Example 1: After checking the display on a computer, displayed it on a mobile device when actually using it

Example 2: Changed the mobile device that opened the usage site



ワンタイムパスワード発行【阪神電気鉄道株式会社】 powered by LINKTIVITY

◆ 总结此邮件

no-reply@linktivity.co.jp

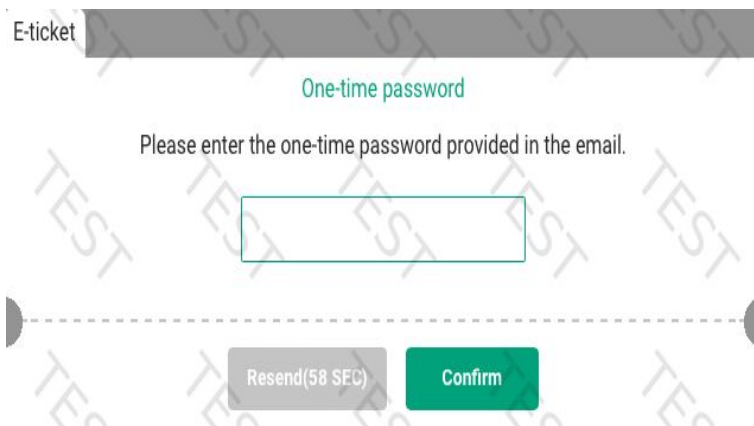
发送至 我 ▾

🗨️ 翻译成中文

×

10:24 (0分前)

ワンタイムパスワードを発行しました。



① Please enter a valid email address and send it.

② Please confirm the OTP. Check your email. If you do not find it, please check your spam folder. If it's not in spam either, please verify that the email address is correct. Reopen the usage site and start over by entering the email address again if needed.

③ Enter the OTP.

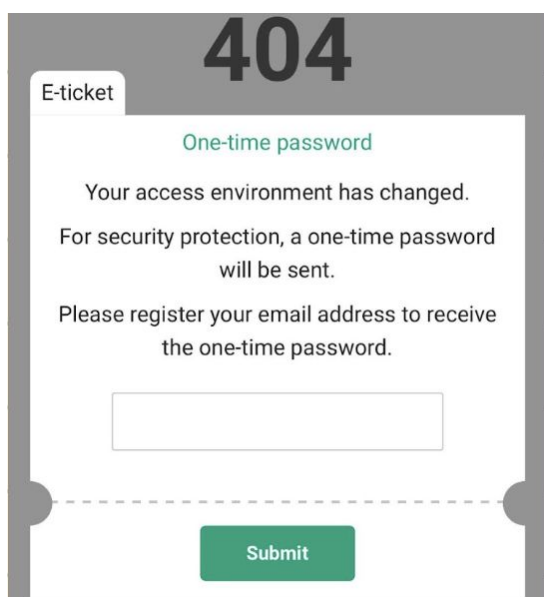
***Once authentication is complete, this email address cannot be changed, so please enter your own email address.**

Return to TOP

To prevent access by unauthorized users, an OTP is required when accessing from a different environment than the first time you accessed the usage site.

Example 1: After checking the display on a computer, displayed it on a mobile device when actually using it

Example 2: Changed the mobile device that opened the usage site



ワンタイムパスワード発行【阪神電気鉄道株式会社】 powered by LINKTIVITY

◆ 总结此邮件

no-reply@linktivity.co.jp

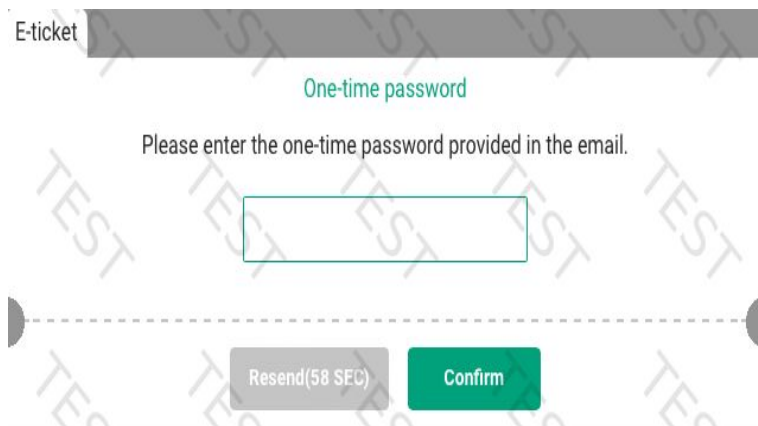
发送至 我 ▾

🗨️ 翻译成中文

×

10:24 (0分前)

ワンタイムパスワードを発行しました。



① Please enter a valid email address and send it.

② Please confirm the OTP. Check your email. If you do not find it, please check your spam folder. If it's not in spam either, please verify that the email address is correct. Reopen the usage site and start over by entering the email address again if needed.

③ Enter the OTP.
***Once authentication is complete, this email address cannot be changed, so please enter your own email address.**

Return
to TOP