

Osaka Subway

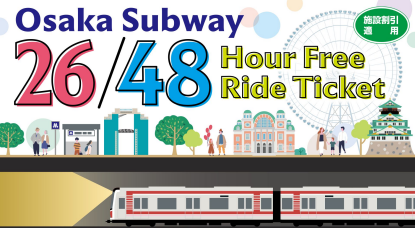
施設割引
適用

26/48 Hour Free Ride Ticket



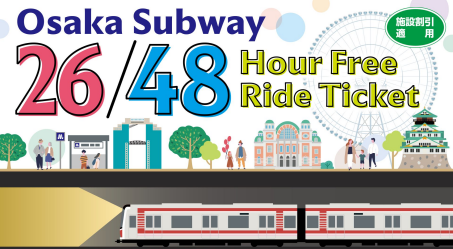
Usage Guide

- Usage Environment Explanation ...[P2](#)
- Language Switching ...[P3](#)
- About Ticket Usage ...[P4~P8](#)
- One-Time Password OTP...[P9](#)



・ Usage Environment Explanation

- ◇ If multiple tickets are purchased in a single reservation, **please use one device. The maximum number of tickets per reservation is four.**
- ◇ Please switch the language on the ticket list page before use.
- ◇ Please disable the automatic translation feature of your browser.
- ◇ Recommended environments for digital tickets:
iOS 15 or later / Latest Safari, Android 10.0 or later / Latest Chrome
*Even in the recommended viewing environment, there may be instances where it cannot be used depending on your device and usage conditions.
- ◇ Please disable dark mode.
- ◇ Screenshots of the QR code cannot be used for entry.
- ◇ If you open the URL directly from the app, it may not function correctly. Please use the recommended browser.



▪ Language Switching

Please switch on the ticket list page.



English

Booking PRIVATE-20250924-NQ9V



Expiration date | 2026-09-30 23:59

Not yet used



Show Railway QR Code

Expiration date | 2026-09-30 23:59

Not yet used



Scan Railway QR Code

Expiration date | 2026-09-30 23:59

Not yet used



Check Ticket No.

Reservation details

English

English

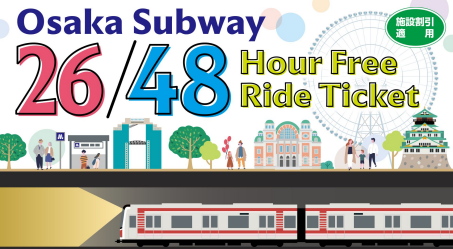
日本語

简体中文

繁體中文

한국어

Return
to TOP



▪ Ticket List Screen Before Use

Expiration date | 2026-09-30 23:59

Not yet used

Show Railway QR Code



**Please use
within the
valid period.**

Expiration date | 2026-09-30 23:59

Not yet used

Scan Railway QR Code



Expiration date | 2026-09-30 23:59

Not yet used

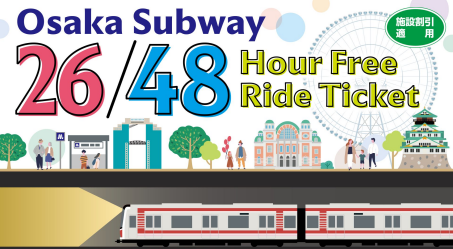
Check Ticket No.



**For irregular use
cases**

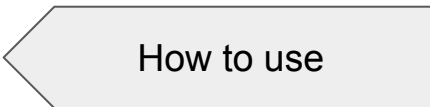
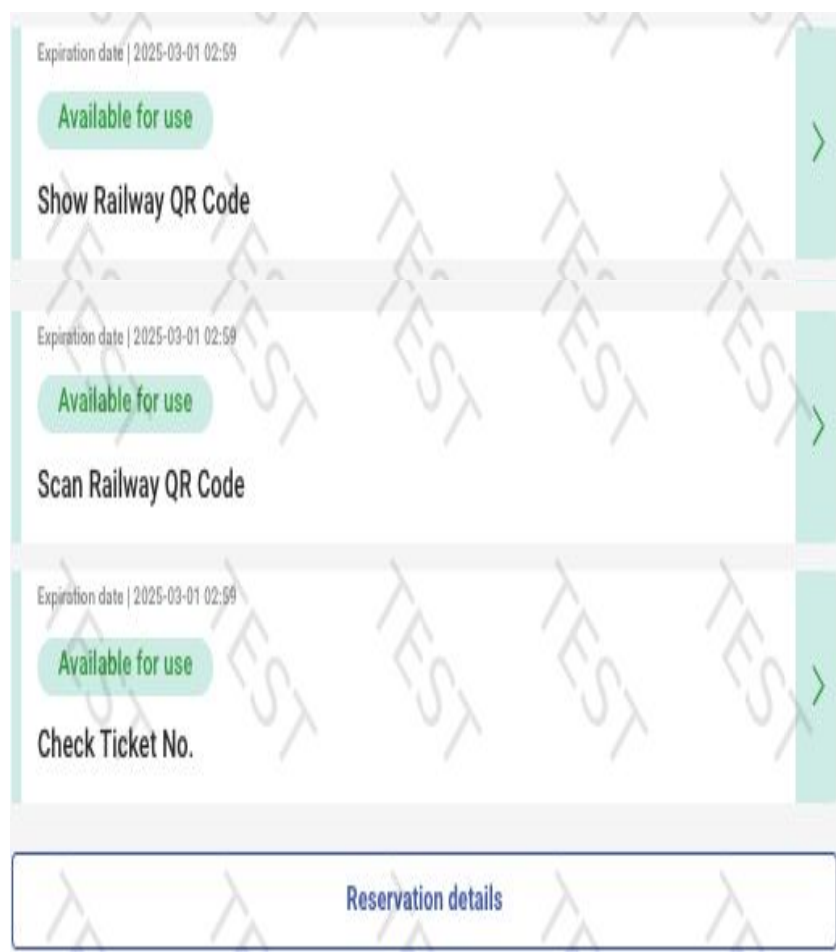
Reservation details

Return
to TOP

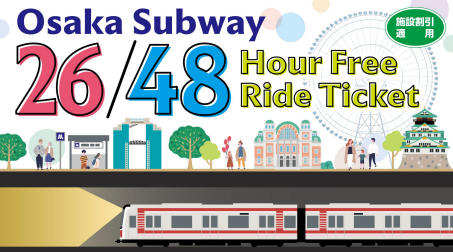


▪ Ticket List Screen After Use

Once you start using any ticket, **all tickets will be marked as in use**. The ticket list will turn green.



Return
to TOP



To Ride A Train

Accessing Route Maps



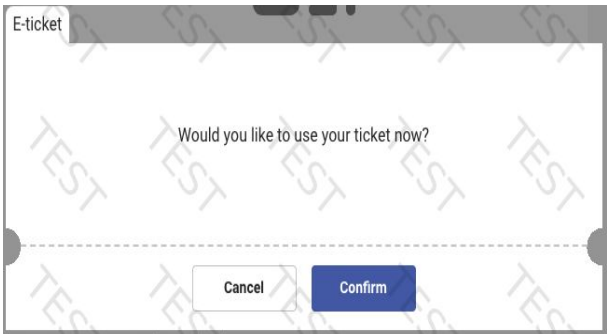
Procedure for Use:



① Click on "Show Railway QR Code"

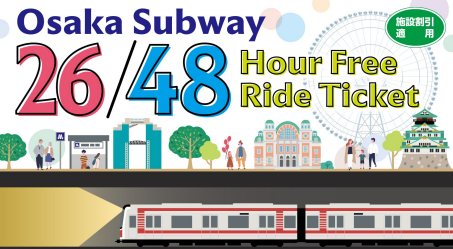


② Click on "Start using"



③ Click on "Confirm"

Return
to TOP



To Ride A Train

For multiple tickets in one reservation, please swipe the QR code for each ticket to board the train.

TEST 【デジタル企画券】 Osaka Metro i TEST 【デジタル企画券】 Osaka Metro TEST 【デジタル企画券】 Osaka Metro & Osaka City Bus Pass 1day



④ Swipe the QR code by tapping the arrow.



⑤ Hold the QR code over the terminal at the designated ticket gate.
***QR codes update every minute.**

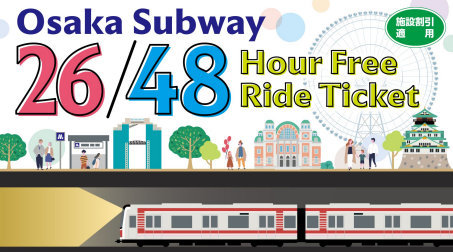


⑥ Please allow your companions to pass through the ticket gate first.



⑦ Device owners are kindly requested to enter last.

Return
to TOP





Special Benefit

Available Facilities


https://subway.osakametro.co.jp/en/guide/page/waribiki_ichiran.php

Procedure for Use:





Booking PRIVATE-20250924-NQ9V



Expiration date | 2026-09-30 23:59

Not yet used

Show Railway QR Code

Expiration date | 2026-09-30 23:59

Not yet used

Scan Railway QR Code

Expiration date | 2026-09-30 23:59

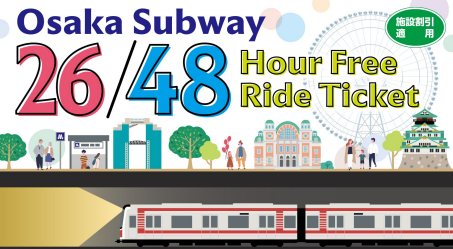
Not yet used

Check Ticket No.

Reservation details

Please show the staff the banner of your e-ticket (wCith the oupon logo).

Return
to TOP



About One-Time Password (OTP)

To prevent access by unauthorized users, an OTP is required when accessing from a different environment than the first time you accessed the usage site.

Example 1: After checking the display on a computer, displayed it on a mobile device when actually using it

Example 2: Changed the mobile device that opened the usage site

One time password for Osaka Metro Co., Ltd. powered by LINKTIVITY



no-reply@linktivity.co.jp

To 自分 ▼

日本語に翻訳

Please input the one time password 601119 within 5 minutes.

* This mail cannot be replied.

① Please enter a valid email address and send it.

② Please confirm the OTP. Check your email. If you do not find it, please check your spam folder. If it's not in spam either, please verify that the email address is correct. Reopen the usage site and start over by entering the email address again if needed.

③ Enter the OTP.

***Once authentication is complete, this email address cannot be changed, so please enter your own email address.**

Return
to TOP