

# KINTETSU RAIL PASS

## User Manual

P2 Introduction

P3 Usage Instructions

P3 Display Digital Tickets

P4 Language Preference

P5 Activate Tickets

P8 Using Kintetsu Trains

P10 Using Iga Railways, Buses,  
and Facilities

P11 One-Time Password

P12 Q&A



**KINTETSU RAILWAY**

# Introduction



- It is recommended for one reservation per device.  
However, if you don't have multiple devices, you can use a single device to purchase multiple tickets in the same reservation.
  - A maximum of 4 tickets can be purchased per reservation.
  - When using the ticket, turn off the auto-rotate feature on your screen.
  - Disable your browser's auto-translation feature.
  - Turn off dark mode.
  - Screenshots of QR code cannot be used for entry or exit.
  - If you encounter issues, check whether your device meets the "Recommended environment for using digital tickets"
- 【Recommended environment for using digital tickets】**  
iOS 15 or later/Safari (latest version), Android 10.0 or later  
/Chrome (latest version)
- \*Certain devices or setups may not support ticket usage even in the recommended viewing environment.

# Usage Instructions

:Display Digital Tickets

○View the digital tickets from the URL on the voucher.

## Digital Voucher

Powered by  LINKTIVITY

**バウチャー**

Booking # **PRIVATE-20241206-5DSK**  
Supplier booking # *d2964a82-baf9-4dd6-b717-f62234ad87c1\_PRIVATE-20241206-5DSK*

[linkt.to/M5VM9hew](https://linkt.to/M5VM9hew)  
↑↑↑  
Please click on the link to use it.

**催行会社名**  
Activity provider  
**近畿日本鉄道**

**予約者名**  
Traveler's name  
test test

**商品名**  
Activity  
KINTETSU RAIL PASS  
KINTETSU RAIL PASS 5day plus

# Usage Instructions *KRP*

:Language Preference

○Switching to your preferred language


The screenshot displays the LINKTIVITY app interface. At the top left is the LINKTIVITY logo with the tagline "Link The Activity". In the top right corner, a red box highlights the language selection icon and the text "日本語". A red arrow points from this box to a dropdown menu on the right side of the screen. The dropdown menu lists the following language options: English, 日本語, 简体中文, 繁體中文, and 한국어. Below the language selection, the booking ID "Booking PRIVATE-20241206-5DSK" is visible. The main content area features the KINTETSU logo in large blue characters. Below the logo, there are two sections for ticket information, each with an expiration date of "有効期限 | 2025-06-03". The first section includes a "利用前" button and the text "近鉄 フリー乗車券". At the bottom of the screen, there is a button labeled "予約詳細".

# Usage Instructions

: Active tickets

## ○ Displaying your tickets

Booking PRIVATE-20241206-5DSK



Expiration date | 2025-06-03  
Not yet used  
KINTETSU RAIL PASS

Expiration date | 2025-06-03  
Not yet used  
Iga Railway Pass

Expiration date | 2025-06-03  
Not yet used  
Mie Kotsu Bus and Toba City "Kamome"  
(Seagull) Bus Lines Pass

Expiration date | 2025-06-03  
Not yet used  
Nara Kotsu Bus Ticket

Expiration date | 2025-06-03  
Not yet used  
Special benefits

Reservation details

Tickets for Kintetsu Train

Tickets for Iga Railway

\*Not included in 1-day and 2-day passes.

Tickets for Mie Kotsu Buses and  
Toba City Kamome Buses

※\*Not included in 1-day, 2-day and 5-day passes.

Tickets for Nara Kotsu Buses

\*Not included in 5-day passes

Tickets for facility benefits

# Usage Instructions

: Active tickets

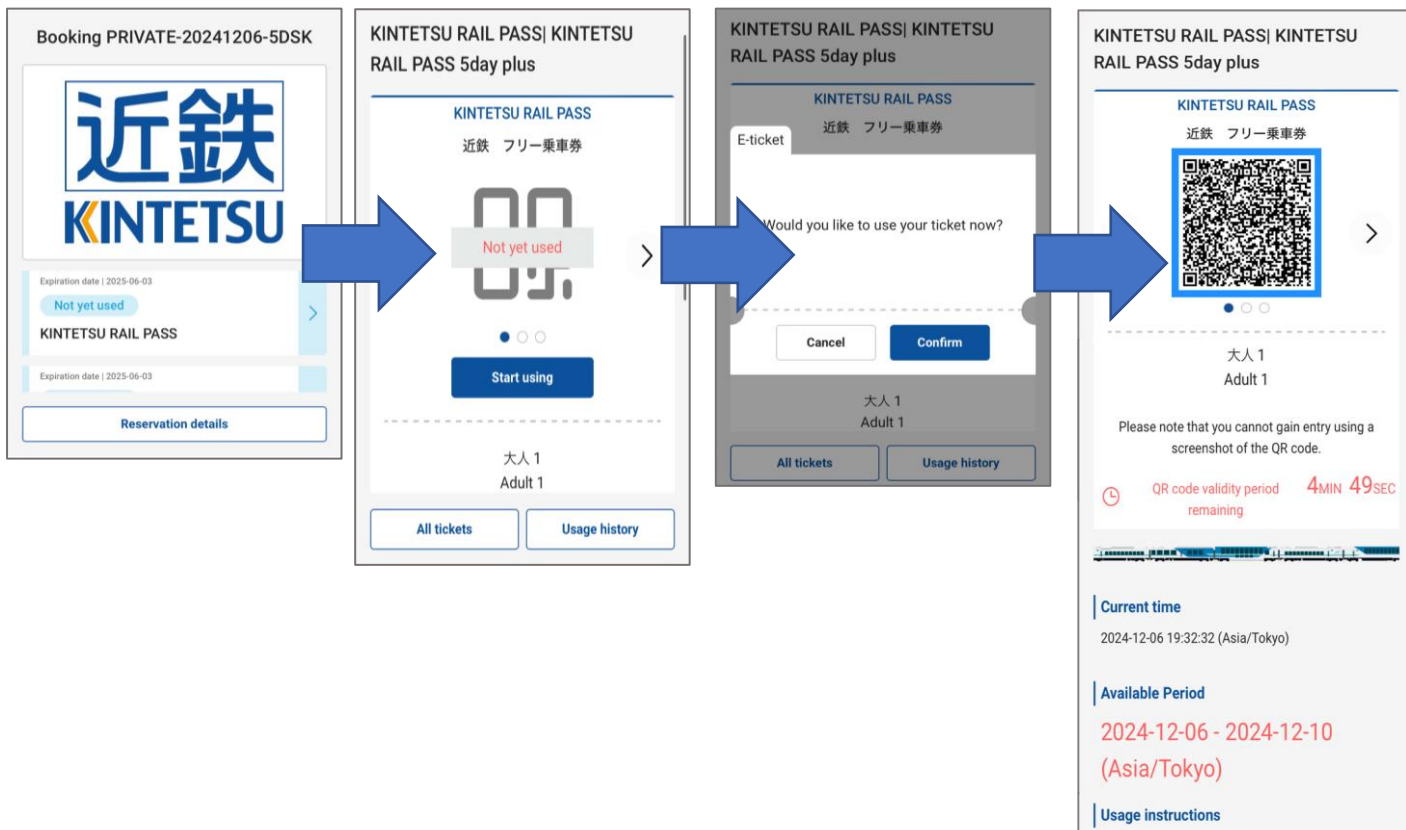
○ Tap the mini ticket you wish to use and tap "Activate Tickets".

Please only tap "Activate Tickets" right before using.

Once you activate one mini ticket, all mini tickets will be activated automatically.

After activation, cancellations and refunds are not possible.

eg. Kintetsu Train mini tickets




# Usage Instructions

: Active tickets

○After activation, the ticket list will turn green.

Booking PRIVATE-20241206-5DSK



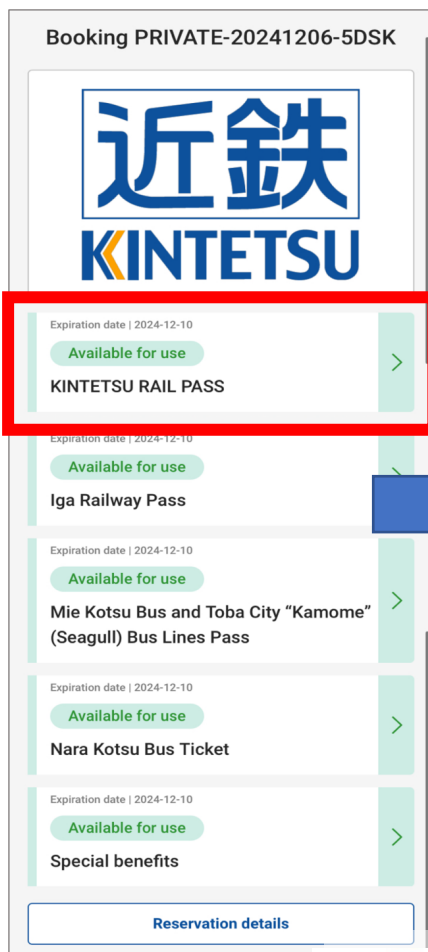
- Expiration date | 2024-12-10  
**Available for use** >  
KINTETSU RAIL PASS
- Expiration date | 2024-12-10  
**Available for use** >  
Iga Railway Pass
- Expiration date | 2024-12-10  
**Available for use** >  
Mie Kotsu Bus and Toba City "Kamome"  
(Seagull) Bus Lines Pass
- Expiration date | 2024-12-10  
**Available for use** >  
Nara Kotsu Bus Ticket
- Expiration date | 2024-12-10  
**Available for use** >  
Special benefits

[Reservation details](#)

# Usage Instructions

: Using Kintetsu Trains

- Tap “KINTETSU RAIL PASS” mini ticket to display the QR code.
  - Please hold the QR code over the QR code reader at the ticket gate to enter and exit the train.
- \*QR codes refresh every 5 minutes.  
Please ensure you have an active internet connection.





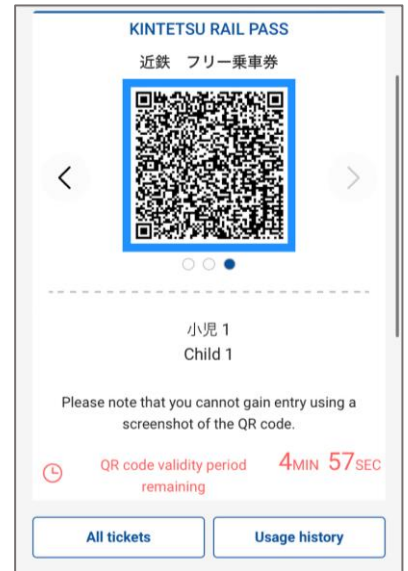
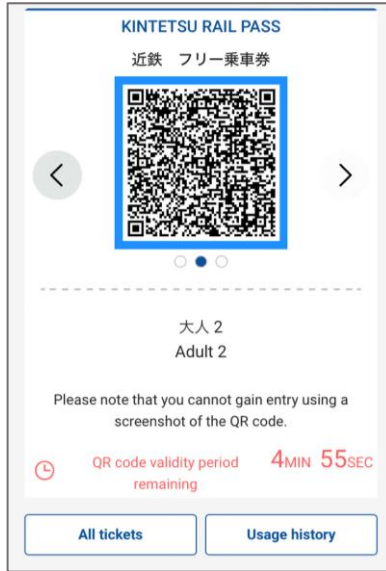
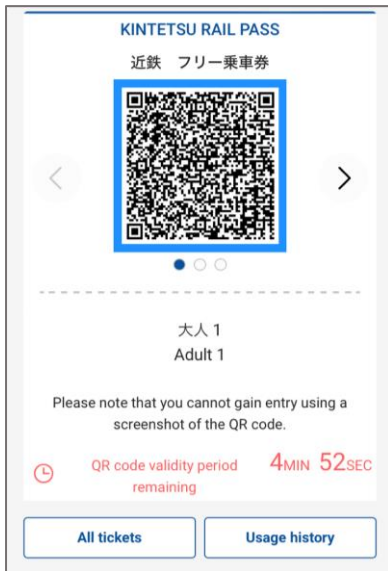
# Usage Instructions

: Using Kintetsu Trains

○ For multiple tickets in one reservation:

- Swipe to view QR codes for each ticket.

Eg. For 2 adults and 1 child (3 tickets total)



- The device holder scans the QR codes sequentially at the ticket gate, allowing the accompanying persons to pass through first.

Scan the QR code on the reader.



Accompanying person No.1 passes through the gate.



Scan the second QR code on the reader.



Accompanying person No.2 passes through the gate.



~Repeat the process until everyone has passed through the gate.~



Scan the last QR code on the reader.



The device holder passes through the gate.

# Usage Instructions

: Using Iga Railways, Buses, and Facilities

○ Tap the desired mini ticket to display the image.

○ Show the image to a staff when boarding

Iga Railways, buses, or using facility

benefits.

Iga Railway      Mie Kotsu Bus / Toba City Kamome Bus      Nara Kotsu Bus      Facilities



\*Images displayed are subject to change without notice.

○ For multiple tickets in one reservation, the number of people will be shown under the image.

\*Please ensure that your device is connected to the internet, as we will check whether the display is a live screen or a screenshot.



# One-Time Password(OTP)

○One-time password is required in case you are accessing the ticket display screen from a different device or environment. Please follow the instructions appeared on the screen.

- ・1 Checked tickets on a PC but switched to a smartphone for usage.
- ・2 Changed a smartphone to display tickets.
- ・3 Changed a browser to display tickets.

## 1. Register your email address

- \*Registered entries cannot be corrected. Please be careful
- \*Email address cannot be changed after the registration.

## 2. Check for an email

- \*If you cannot find the email, please check your spam or junk folder.

## 3. Enter the one-time password received via email

# Q & A

Q1. There is an error when I enter/exit Kintetsu trains.

A1. Please refresh your browser displaying the ticket.

If the issue persists, show the screen to a Kintetsu staff member.

